



**Islamic Republic of Afghanistan**  
**Ministry of Economy**

# **AFGHANISTAN**

## **SUSTAINABLE DEVELOPMENT GOALS**

South Asia Forum on the Sustainable Development Goals  
4-5 October 2018, New Delhi, India

#	CONTENTS	SLIDE
1	AFGHANISTAN COMMITMENT TOWARDS SDGs	
2	MAIN FOCUS OF THE SDGs	
3	SDGs NATIONALIZATION PROCESS	
4	SDGs ORGANIZATIONAL STRUCTURE	
5	ASDGs COMMITTEES AND WORKING GROUPS	
6	ASDGs KEY ACHIEVEMENTS	
7	ASDGs NEXT STEPS	
8	KEY CHALLENGES	
9	KEY RECOMMENDATIONS	



انکشاف پایداری  
افغانستان



اهداف



# SDGs 2015-2030

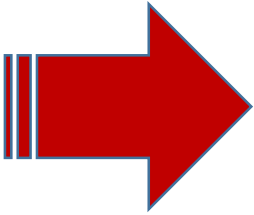
## Afghanistan Commitment



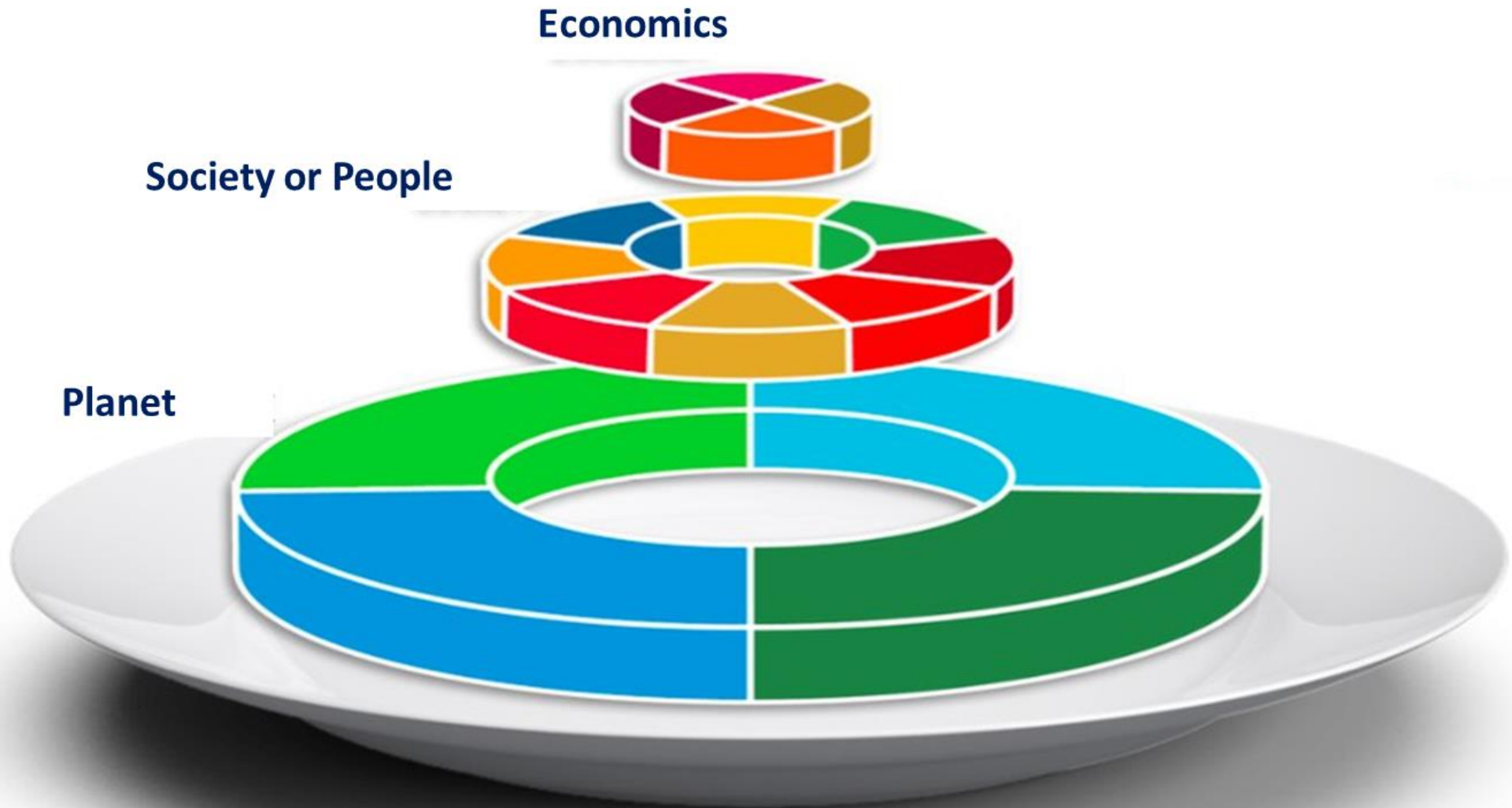


# UNITED NATIONS SUMMIT 2015

Sep 2015



# SDGs Main Focus







# Goal 1: End poverty in all its forms everywhere







## Goal 2

End hunger, achieve food security and improved nutrition and promote sustainable agriculture



#	Socio-Economic Indicators	Status
1	Population (National - Urban – Rural - Kuchi)	31.5 mln, 7.5 mln, 22.6 mln, 1.5 mln
2	Population Growth Rate	2.14 %
3	GDP Growth Rate	2.9 % (2017), 2.4 (2018)
4	Poverty Rate	54.5 % (16 mln people)
5	Food Insecurity	44.6% (13 mln people)
6	Working Population	54.6% (16 mln)
7	Unemployment Rate	24 %
8	Underemployment Rate	20.5 %
9	Child Labour (5 - 14)	26.6 %
10	Youth Employment Rate (15 – 24)	30.7 %
11	Educated Labor Rate	35.8 %
12	Employment Rate in Agriculture Sector	44.3 %
13	Literacy Rate	34.8 %





# SDGs MAIN COMPONENTS

انکشاف پایداری  
افغانستان  
اهداف

1. Goals 17
2. Targets 169
3. Indicators 232
4. Baselines
5. Annual Targets



Goals → Targets → Indicators → Baselines → Annual Targets



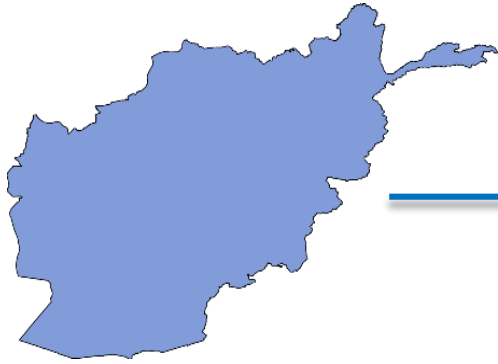
# WHY SDGs FOR AFGHANISTAN?

انکشاف پایداری  
افغانستان  
اهداف

- It is a comprehensive poverty reduction strategy paper;
- It covers all the priority areas of socio-economic development;
- It is the only Development Agenda for the entire world;
- It can set a strong foundation for the development areas;
- It fights inequality, poverty and accelerate economic growth;
- It focuses on the climate change measures;
- It ensures peace, justice and stability;
- It supports strong and stable partnership.



# SDGs IMPLEMENTATION PHASES IN AFGH



**Nationalization**  
MAR 2016 – MAR 2018



**Alignment / Localization**  
APR 2018 – NOV 2018




**Implementation**  
JAN 2019 – SEP 2030





# The SDGs Institutional Arrangement



178 Indicators

112 Targets

16 Goals

## A-SDGs

Economy, Society, Planet,  
Peace & Justice

SDGs 16 Goals



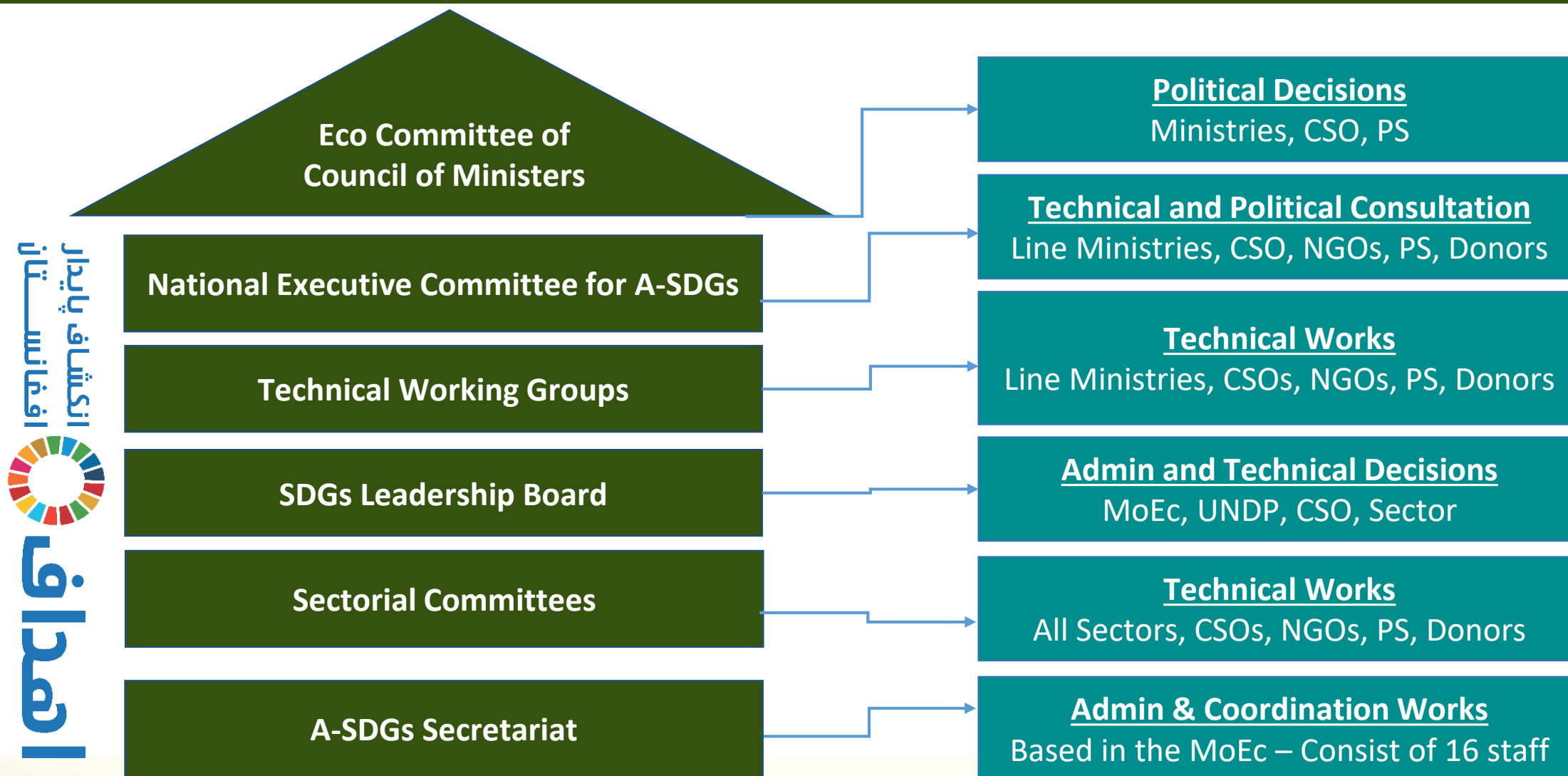
SDGs  
PHYSICAL  
STRUCTURE

Targets = 112

Indicators = 178



# The ASDGs National Committees and WGs





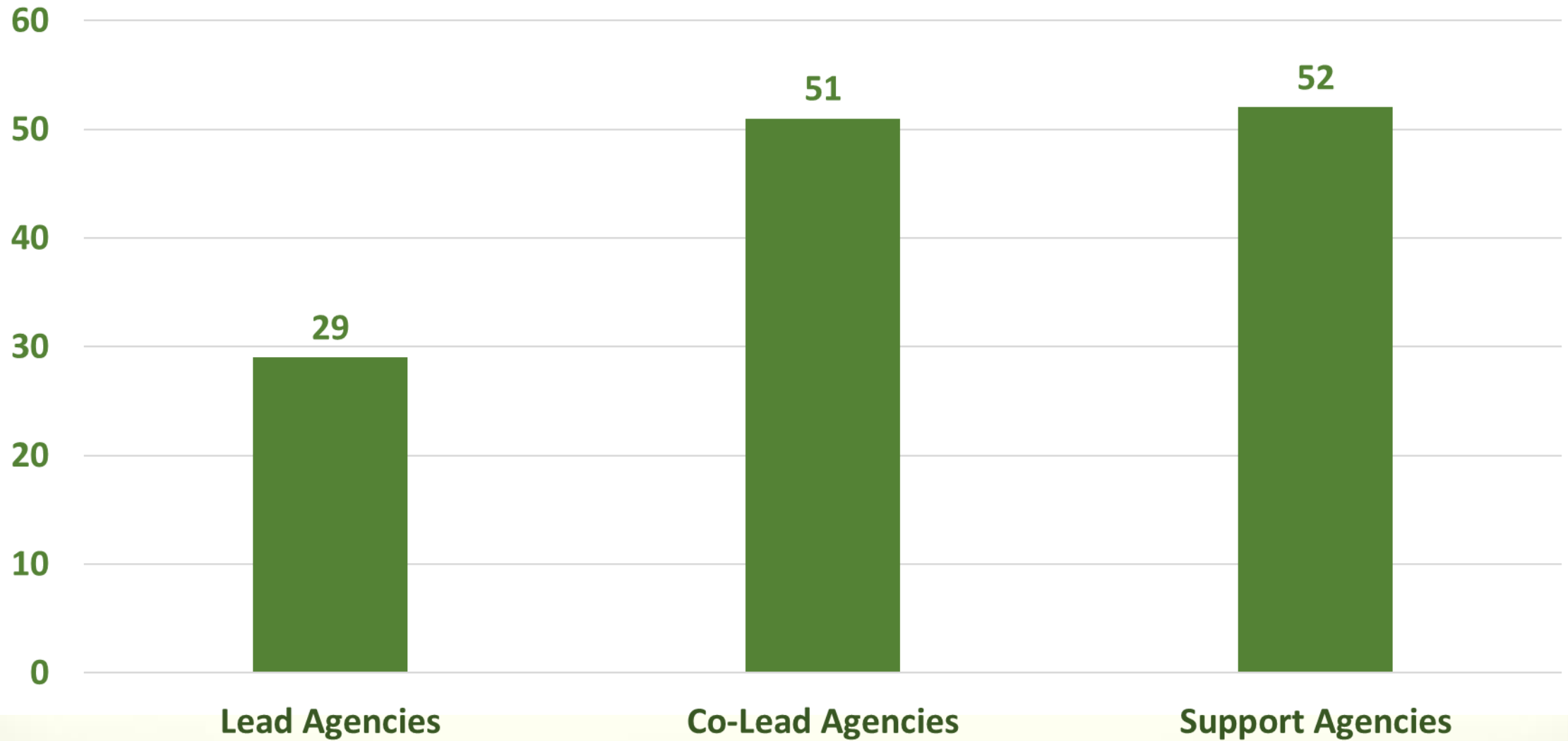


# SDGs EXECUTIVE COMMITTEE & WGs

## A-SDGS EXECUTIVE COMMITTEE WHICH INCLUDES 4 WGs:

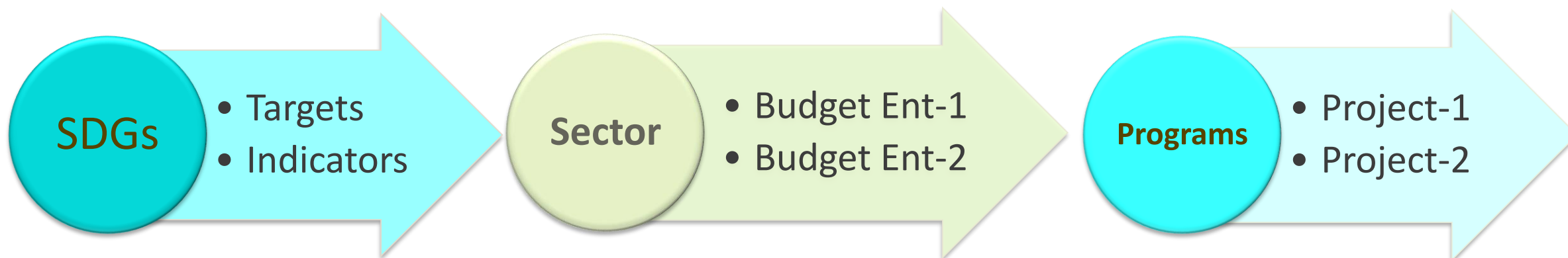
- **WORKING GROUP 1: SECURITY AND GOVERNANCE**
- **WORKING GROUP 2: AGRICULTURE AND RURAL DEV**
- **WORKING GROUP 3: EDUCATION, HEALTH AND SOCIAL PROTECTION**
- **WORKING GROUP 4: INFRASTRUCTURE AND ECONOMY**

## ASDGs Mapping for the Budget Entities and Support Agencies





# The SDGs Implementation Process



SDGs are Achieved	SDGs Targets and Indicators are Achieved	Sector Targets are Achieved	Budget Entities Plans Achieved	Programs Implemented	Projects Implemented
100%	100%	100%	100%	100%	100%



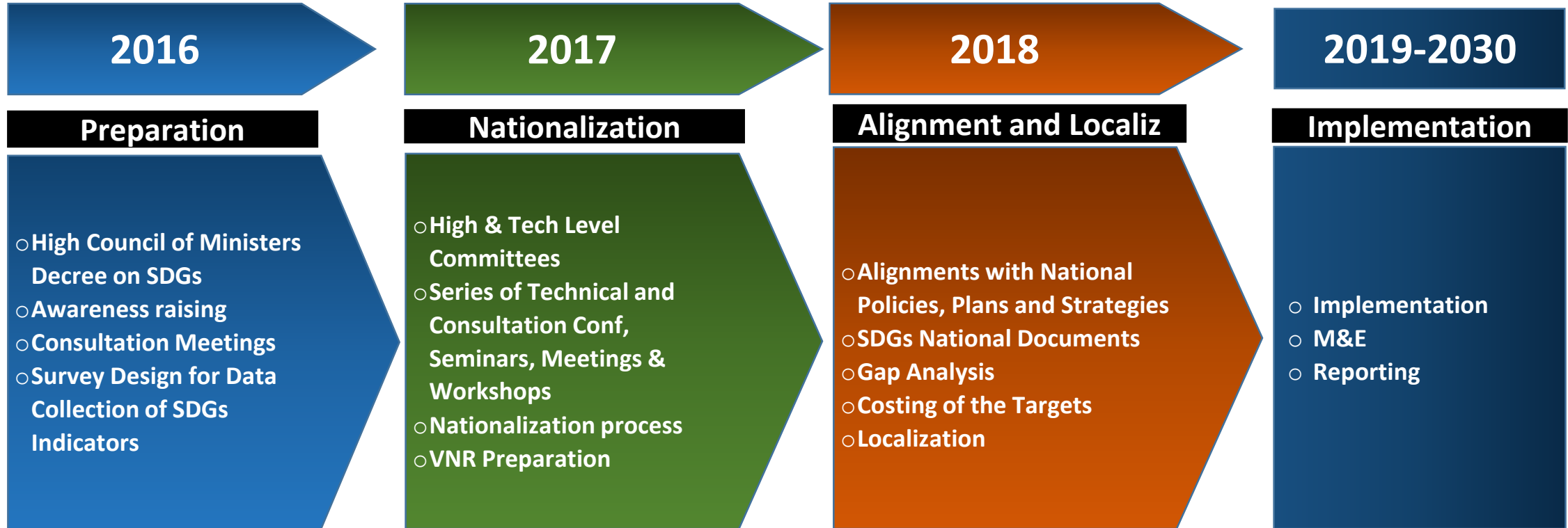


# The SDGs Nationalization Matrix (Sample)

Sector	Goal	Global Targets	National Targets	Global Indicators	National Indicators	Baseline	Source & Year	Annual Target				Lead Agency	Support Agency	Inter Agencies
								2018	2019	2020	2030			
Agriculture & Rural Dev	G-1	Tar-1 Tar-2 Tar-3	Tar-1 Tar-2 Tar-3	Ind-1 Ind-2 Ind-3 Ind-4	Ind-1 Ind-2 Ind-3	10% 22% 34%	CSO 2017 ADB 2017 WB 2017	21% 32% 40%	34% 50% 70%	50% 65% 75%	90% 95% 80%	MAIL	MRRD MoEW	
Education	G-2	Tar-1 Tar-2 Tar-3	Tar-1 Tar-2 Tar-3	Ind-1 Ind-2 Ind-3 Ind-4	Ind-1 Ind-2 Ind-3	10% 22% 34%	CSO 2017 ADB 2017 WB 2017	21% 32% 40%	34% 50% 70%	50% 65% 75%	90% 95% 80%	MAIL	MRRD MoEW	
Health	G-3	Tar-1 Tar-2 Tar-3	Tar-1 Tar-2 Tar-3	Ind-1 Ind-2 Ind-3 Ind-4	Ind-1 Ind-2 Ind-3	10% 22% 34%	CSO 2017 ADB 2017 WB 2017	21% 32% 40%	34% 50% 70%	50% 65% 75%	90% 95% 80%	MAIL	MRRD MoEW	

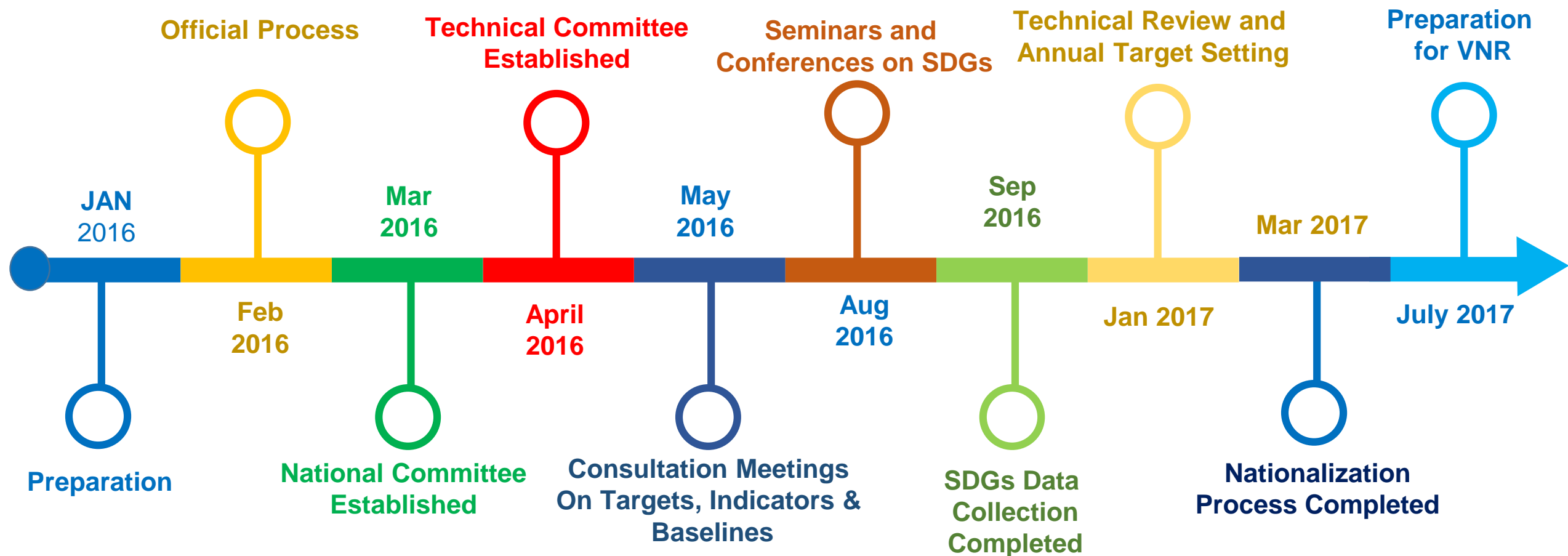


# SDGs IMPLEMENTATION PROCESSES





# The SDGs Nationalization Process – Monthly Bases





# Nationalization Results



# # of A-SDGs Targets and Indicators: Sector wise

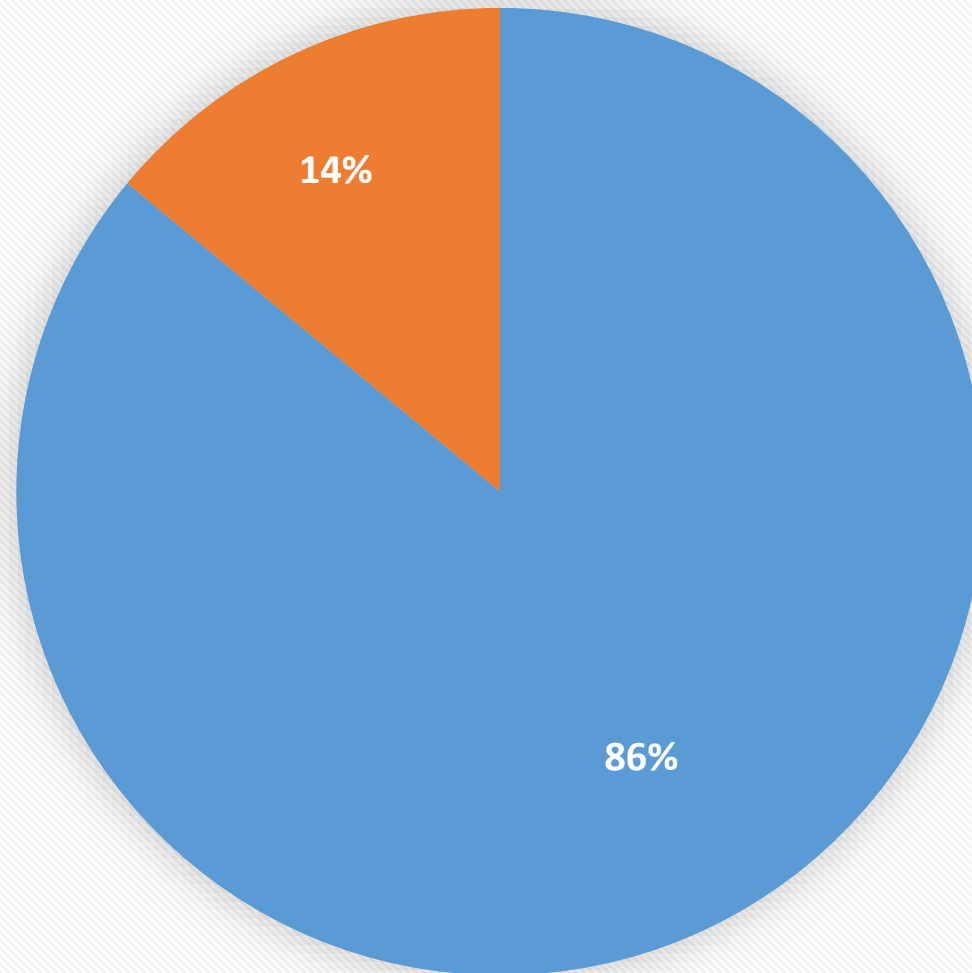
National Budgetary Sectors	Goals in Each Sector	National Targets	National Indicators
Security Sector	G3, G11, G16	5 Targets	7 indicators
Education Sector	G4, G8, G11, G12, G16	14 Targets	41 indicators
Health Sector	G2, G3	11 Targets	20 indicators
Governance Sector	G16	5 Targets	6 indicators
Infrastructure Sector	G5, G6, G7, G9, G11, G15, G17,	27 Targets	30 indicators
Social Protection Sector	G1, G4, G5, G8, G10, G11, G13, G16	22 Targets	33 indicators
Agriculture and Rural Dev. Sector	G1, G2, G6, G9, G12, G15	12 Targets	15 indicators
Economic Sector	G1, G8, G9, G10, G12, G17	19 Targets	26 indicators
<b>8 Sector</b>	<b>16 Goals</b>	<b>112 Targets</b>	<b>178 Indicators</b>



# Current Status of Targets and Indicators

#	Specifications	Status
1	No of Indicators with Baseline	152
2	No of Indicators without Baseline	26
3	No of Indicators Require Survey	68
4	No of Indicators came from Admin	110
5	Total number of ongoing projects with BE	540
6	Total available budget for the current projects	\$ 3.8 bln
7	Proposed projects for targets achievement (2020)	1137
8	Total proposed budget for the targets achievements	\$4.5 bln

## Data Availability for Indicators



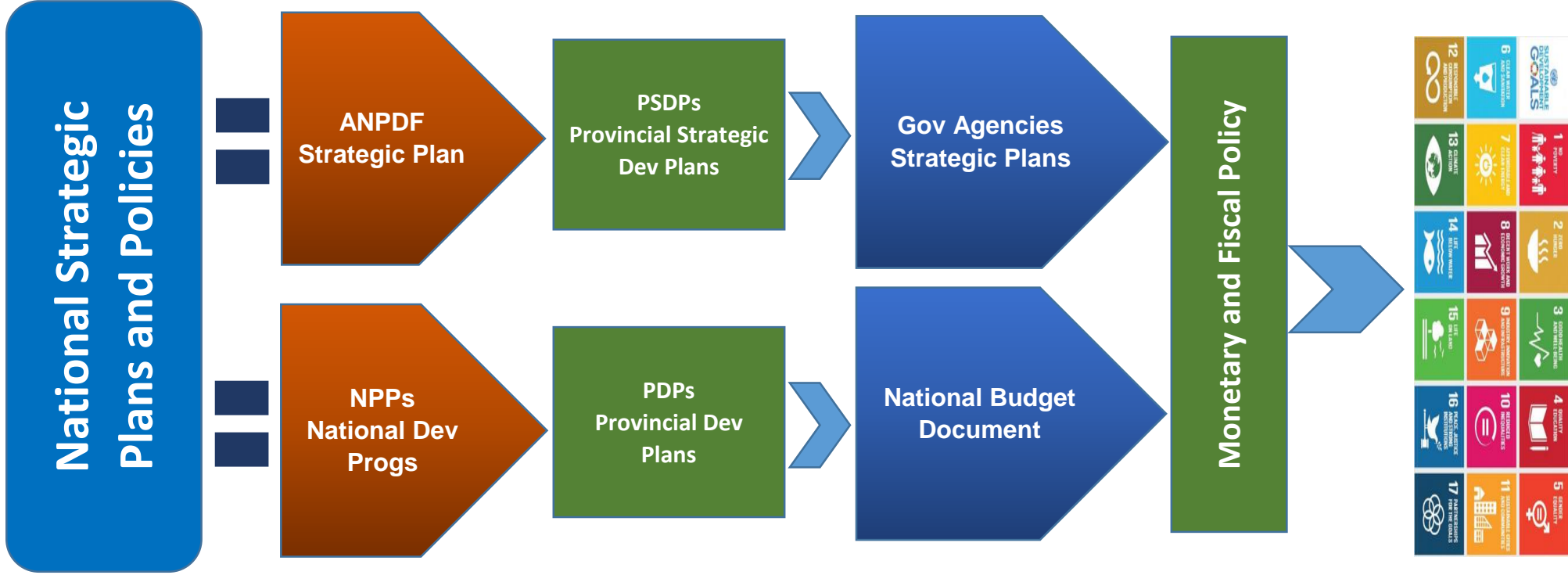
■ Currently Available    ■ Not Available



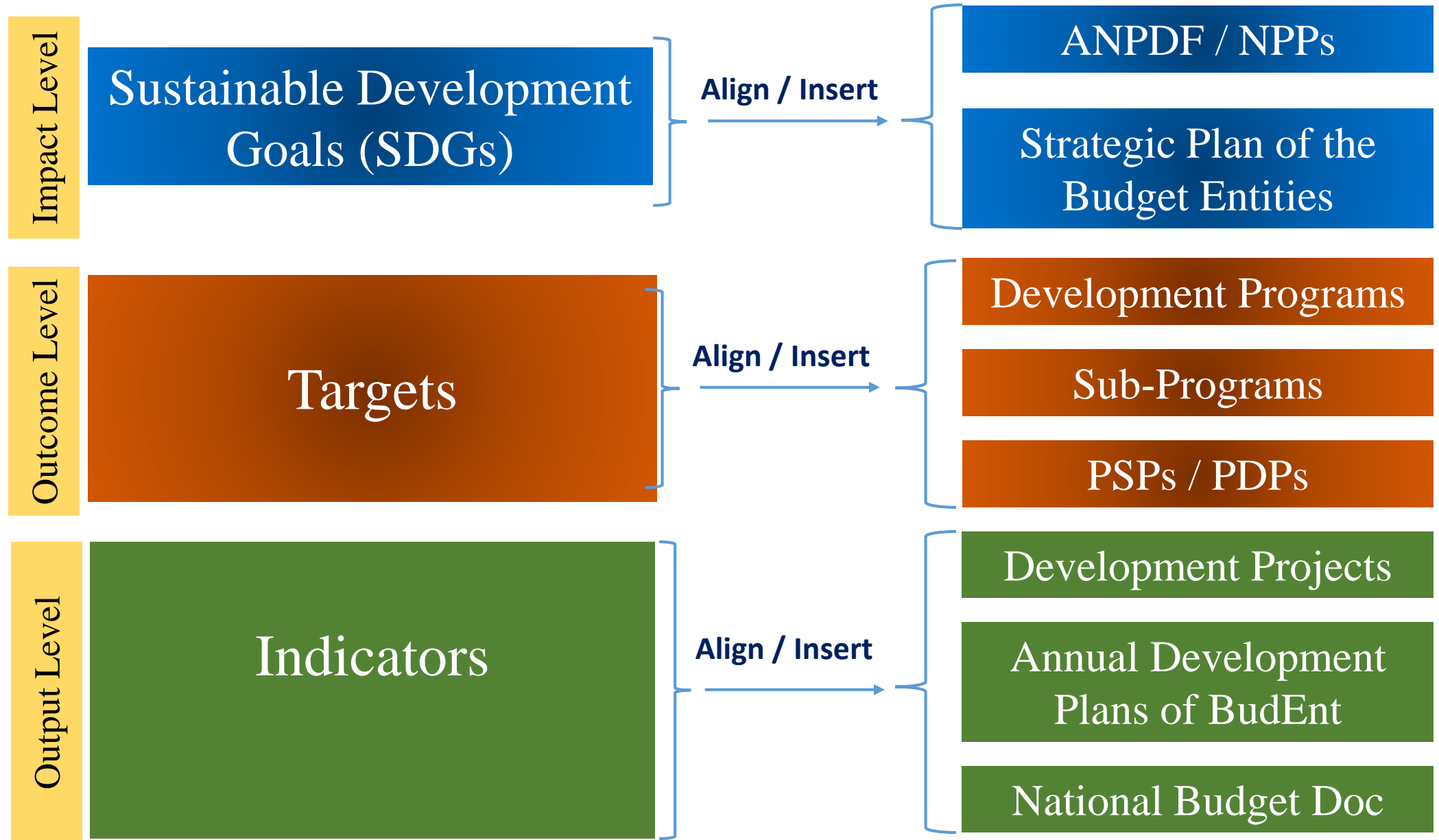
# SDGs ALIGNMENT WITH NATIONAL PROGRAMS







# Alignment of National Plans and Programs with the Sustainable Development Goals (SDGs)



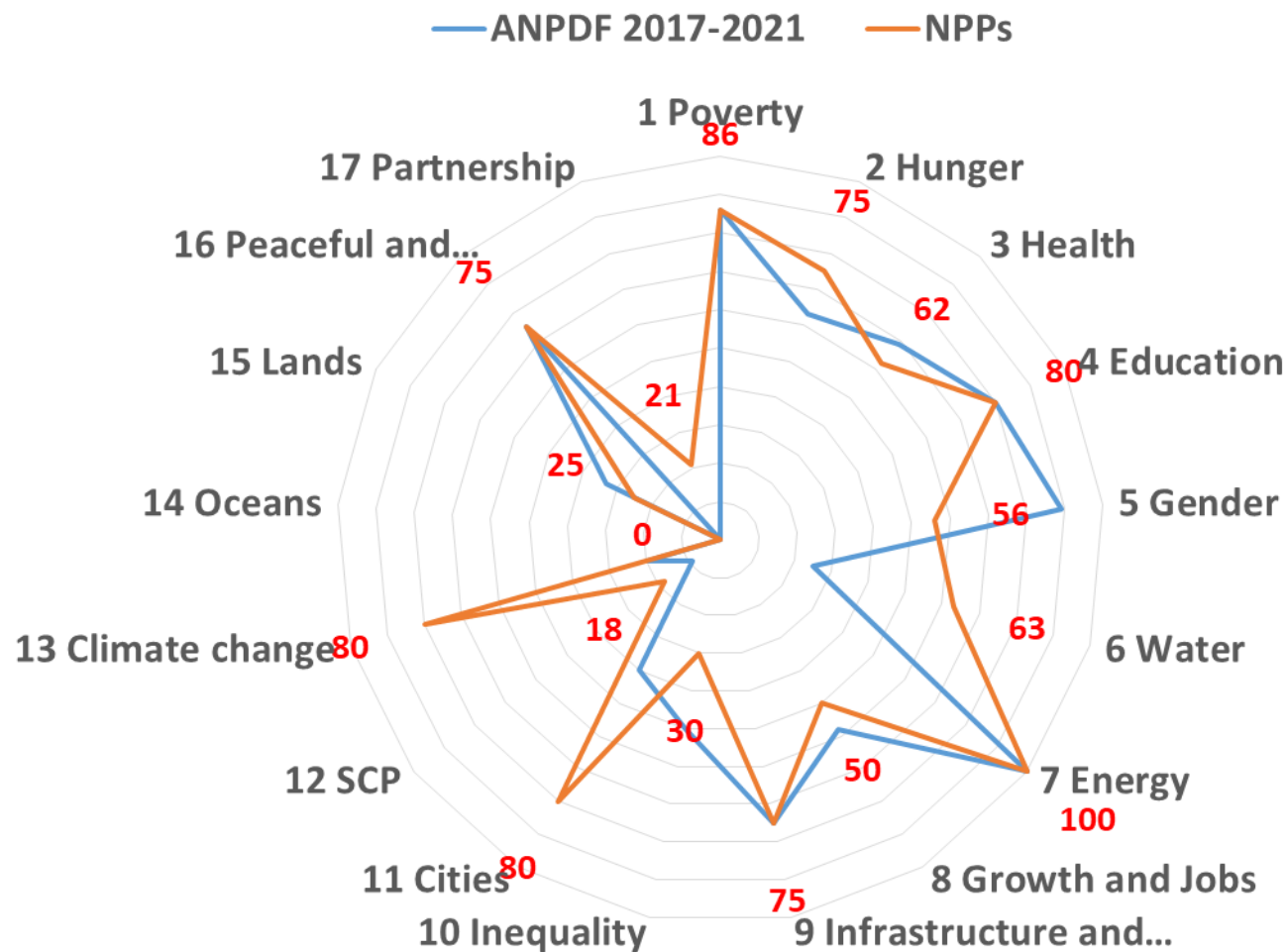


# Alignment of Existing Policies / Plans to the SDGs

#	Policy Area/ Sector	SDG-1: Poverty						SDG-2: Hunger								
		1.1.	1.2.	1.3.	1.4.	1.5.	1.a.	1.b.	2.1.	2.2.	2.3.	2.4.	2.5.	2.a.	2.b.	2.c.
1	ANPDF 2017-2021	X	X	X	-	X	X	X	X	X	X	X	-	X	-	-
2	Urban NPP	X	X	-	X	X	-	X	-	-	-	-	-	-	-	-
3	Infrastructure NPP	X	X	-	-	X	-	-	X	X	X	X	-	X	-	X
4	Human Capital NPP	-	X	-	X	-	-	-	-	-	X	-	-	-	-	-
5	Citizen Charter	X	X	X	X	-	-	X	X	X	X	-	-	-	-	-
6	Women Empowerment NPP	-	-	-	-	-	-	X	-	-	-	-	-	X	-	-
		4	5	2	3	3	1	4	3	3	4	2	0	3	0	1

# Alignment of ANPDF & NPPs to the SDGs

Alignment of global SDG targets with ANPDF 2017-2021 and NPPs, %





#	SDGs	ANPDF	NPPs
1	Poverty	86	86
2	Hunger	63	75
3	Health	69	62
4	Education	80	80
5	Gender	89	56
6	Water	25	63
7	Energy	100	100
8	Growth and Jobs	58	50
9	Infrastructure and industrialization	75	75
10	Inequality	50	30
11	Cities	40	80
12	SCP	9	18
13	Climate change	20	80
14	Oceans	0	0
15	Lands	33	25
16	Peaceful and inclusive societies	75	75
17	Partnership	0	21
<b>TOTAL COVERAGE</b>		<b>86%</b>	<b>80%</b>



# SDGs

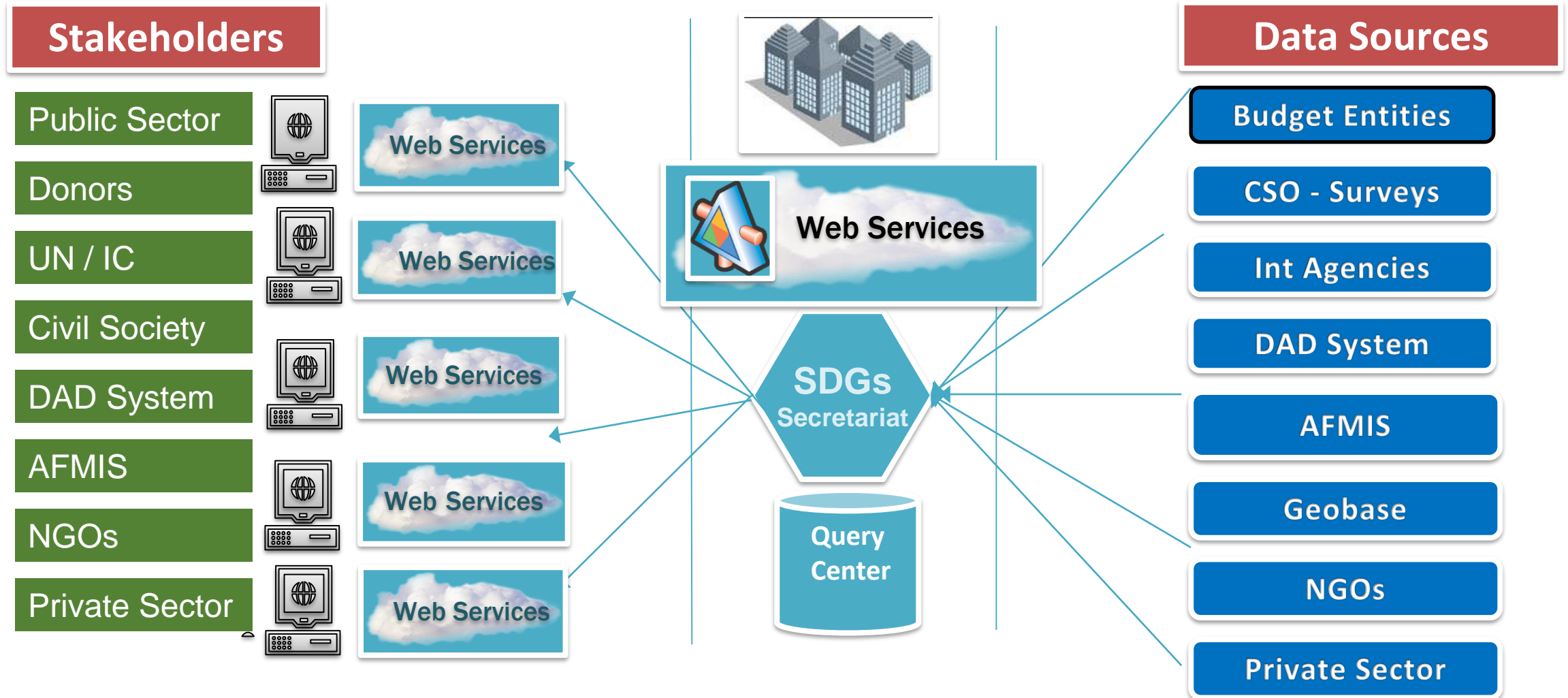
## KEY ACHIEVEMENTS



## What We Have Done So Far

	Critical Review of the Global Targets and Indicators based on the reality on the ground, circumstances and context of Afghanistan	Identification of the focal points for each budget entity.
	Identification and Selection of the relevant targets based on the national priorities of Afghanistan	Final Review of the National Targets and Indicators for Approval by the Council of Ministers and Cabinet
	Establishment of Institutional Infrastructure, National Committees and Working Groups for the Nationalization Process in the Country	Approval of the National Targets and Indicators by the Council of Ministers
	Setting Baselines and Annual Targets for the Selected Indicators	Presented the Progress Report of the SDGs in the HLPF, UN HQ, New York
	Conducting many consultation and technical seminars, conferences, symposiums, workshops and public awareness programs with full engagement of Government Budget Institutions, Civil Society organizations, Academia, Media, Private Sector, Development Partners, NGOs and Local Institutions	Active Participation of Afghanistan in all National and International Conferences on the SDGs issues

# ASDGs QUERY CENTER





جمهوری اسلامی افغانستان  
وزارت اقتصاد

## اهداف انکشاف پایدار افغانستان

۲۰۳۰ - ۲۰۱۵

(اهداف، تارگیت ها و شاخص های ملی)



۱۳۹۷



ISLAMIC REPUBLIC OF AFGHANISTAN  
MINISTRY OF ECONOMY



## AFGHANISTAN SUSTAINABLE DEVELOPMENT GOALS

(2015-2030)

### NATIONAL TARGETS AND INDICATORS







ISLAMIC REPUBLIC OF AFGHANISTAN

MINISTRY OF ECONOMY



## ALIGNMENT AND INTEGRATION FRAMEWORK

AFGHANISTAN SUSTAINABLE DEVELOPMENT GOALS



چارچوب انطباق دهی ۱.۱ پایدار افغانستان



جمهوری اسلامی افغانستان

وزارت اقتصاد

# چارچوب انطباق دهی

اهداف انکشاف پایدار افغانستان



۱۳۹۷

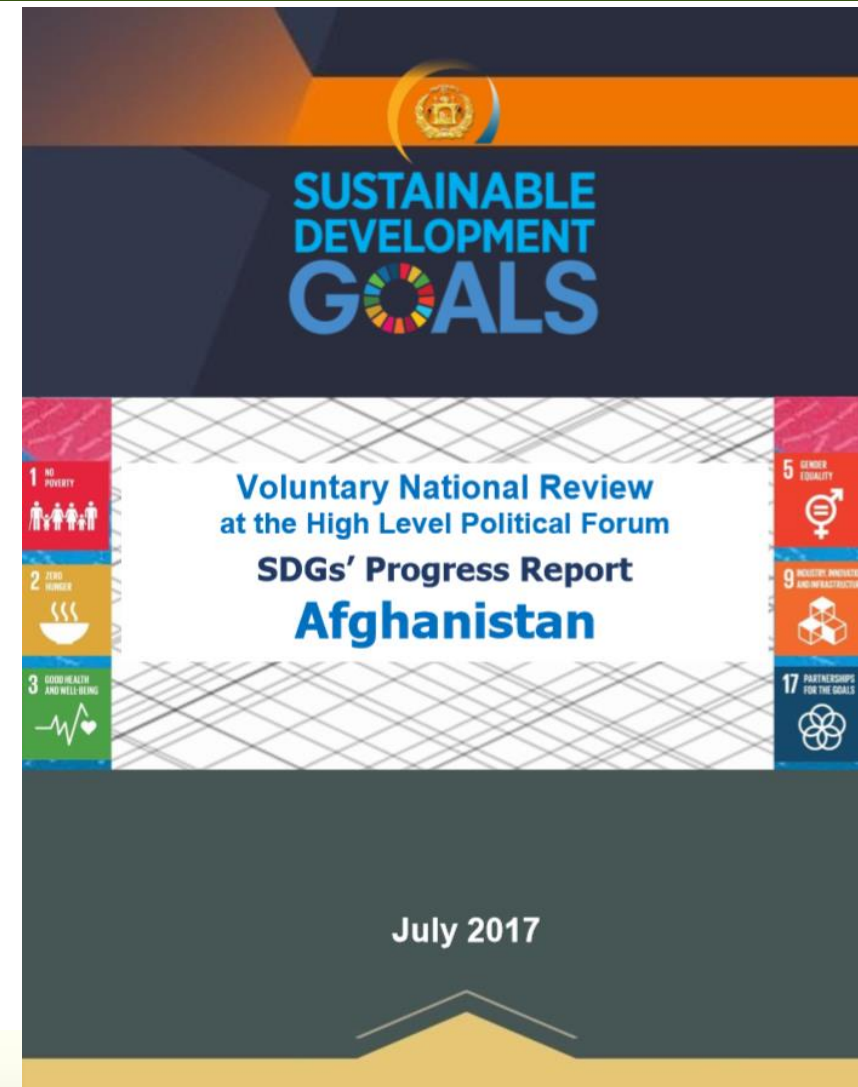
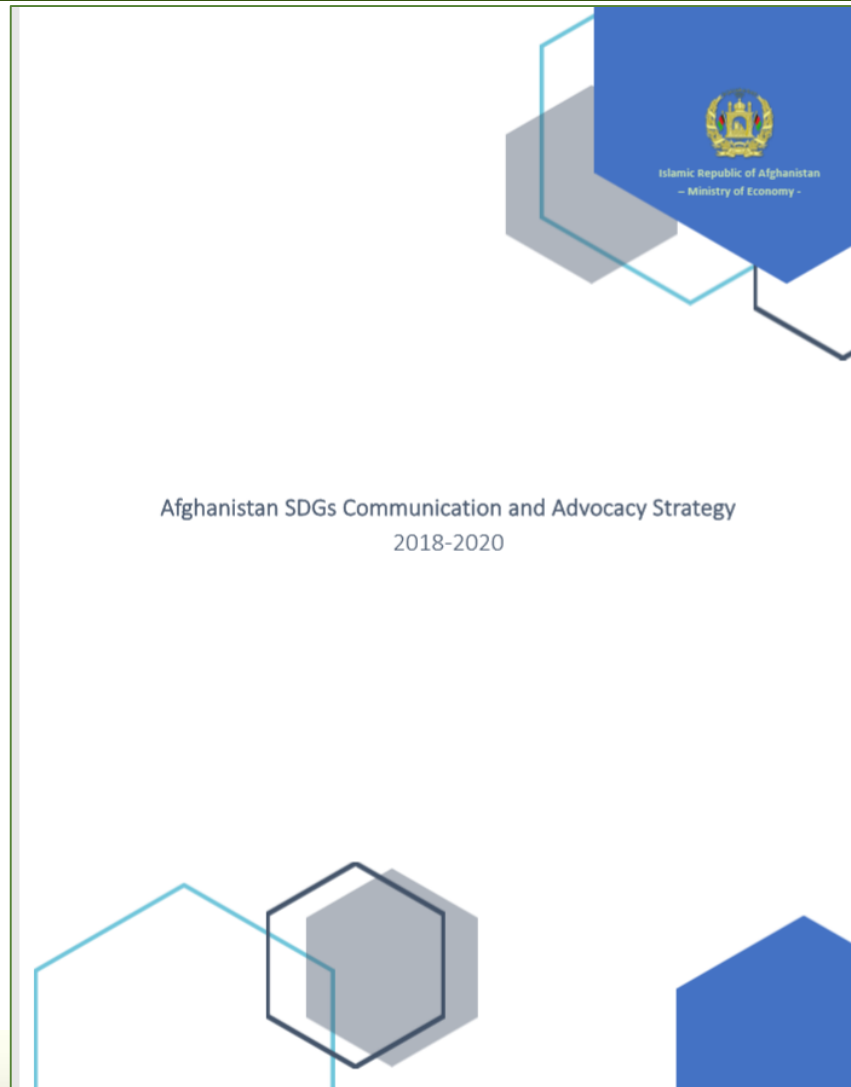
انکشاف پایدار  
افغانستان



اهداف



# ACHIEVEMENTS...





# SDGs

## M&E MECHANISM



# A-SDGS M&E MATRIX

Monitoring of A-SDGs Indicators Progress									
Sector		Agriculture and Rural Development							
Reporting Ministry		Ministry of Agriculture			Reporting Period		2017		
G.3	Ensure health lives and promote well-being for all at all ages								
T 3.1	By 2030, reduce the global maternal mortality ratio to less than 70 per 100,000 live births								
	Sr. No	Indicator	Status	Baseline	2016	2017	2018	2019	2020
○	T 3.1.1	Maternal deaths per 100,000 live births	Planned	20	25	30	35	40	45
			Actual		23	25	36	40	44
			% of Achievement		92%	83%	103%	100%	98%
T 3.2	By 2030, end preventable deaths of newborns and children under 5 years of age, with all countries aiming to reduce neonatal mortality to at least as low as 12 per 1,000 live births and under-5 mortality to at least as low as 25 per 1,000 live births								
	Sr. No	Indicator	Status	Baseline	2016	2017	2018	2019	2020
○	T 3.2.1	Under-5 mortality rate (deaths per 1,000 live births)	Planned	20	25	30	35	40	45
			Actual		23	25	36	40	44
			% of Achievement		92%	83%	103%	100%	98%



# NEXT STEPS

1

A-SDGs Costing and Financing Strategy

2

A-SDGs Gap Analysis

3

Localization of the SDGs in Provincial Level

4

Awareness Programs (National and Sub-National Level)

5

Establishment of a robust M&E and Reporting Mechanism

6

A-SDGs 10-Years Strategic Framework

7

Stakeholders Engagement



# A-SDGs

## CHALLENGES IN AFGHANISTAN







# KEY CHALLENGES

1

Technical and Professional Capacity

2

Financing for A-SDGs implementation

3

Conflict and Insecurity

4

Technologies and Skills

5

Realistic and accurate data for setting baselines and annual targets



# OPPORTUNITIES IN AFGHANISTAN



# Opportunities

- Young generation (97% population under 65 years).
- Untapped Natural Resources.
- Water Resources for energy generation and agri...
- Strategic Location: transit bridge between Central and South Asia.
- Positive prospects about the future (peace and prosperity).



# RECOMMENDATIONS TO HELP A-SDGs IMP





# KEY RECOMMENDATIONS

1

Strong Partnership with regional and international stakeholders and research centers

2

Knowledge and Technology Transfer to the least developed countries like Afghanistan

3

Financial and Technical Support from the International Development Partners

4

Capacity Building Programs (best practices of the regional countries)

5

Alignment of the national targets and indicators with development plans and policies.

# THANKS

