



د تشبث ښوونيزه او روزنيزه موسسه  
مؤسسه تعليمی و تربیتی تشبث  
Tashabos Educational Organization (TEO)

## THE TASHABOS STUDENT PRE- AND POST-TESTS ANALYSIS REPORT



Fazel Rabi Haqbeen  
Executive Director  
Tashabos Education Organization (TEO)  
May, 2018 to April 2019

<b>EXECUTIVE SUMMARY</b>	<b>2</b>
<b>TASHABOS PROGRAM</b>	<b>3</b>
<b>ALL SCHOOLS COMBINED PRE- AND POST-TESTS RESULTS</b>	<b>4</b>
ANALYSIS OF ALL SCHOOLS PRE- AND POST-TESTS RESULTS	4
ANALYSIS OF ALL SCHOOLS PRE- AND POST-TEST RESULTS BY GENDER	5
ANALYSIS OF ALL SCHOOLS PRE- AND POST-TEST RESULTS BY GRADES	5
ALL SCHOOLS PRE-AND POST-TEST RESULTS BY GENDER AND GRADES	6
<b>KABUL PROVINCE SCHOOLS PRE- AND POST-TEST RESULTS</b>	<b>7</b>
GENERAL ANALYSIS OF KABUL SCHOOL PRE- AND POST-TEST RESULTS	8
KABUL SCHOOLS PRE- AND POST-TESTS RESULTS BY GRADE	8
KABUL SCHOOLS PRE- AND POST-TEST RESULTS BY GENDER	9
KABUL SCHOOLS PRE- AND POST-TEST RESULTS BY GENDER AND GRADES	10
<b>PARWAN PROVINCE SCHOOLS PRE- AND POST-TEST RESULTS</b>	<b>11</b>
GENERAL ANALYSIS OF PARWAN SCHOOLS PRE- AND POST-TEST RESULTS	11
PARWAN SCHOOLS PRE- AND POST-TEST RESULTS BY GRADES	12
PARWAN SCHOOLS PRE- AND POST-TEST RESULTS BY GENDER	13
PARWAN SCHOOLS PRE- AND POST-TEST RESULTS BY GENDER AND GRADES	13
<b>BAMYAN PROVINCE SCHOOLS PRE- AND POST-TEST RESULTS</b>	<b>14</b>
GENERAL ANALYSIS OF BAMYAN SCHOOLS PRE- AND POST-TEST RESULTS	14
BAMYAN SCHOOLS PRE- AND POST-TEST RESULTS BY GRADES	15
BAMYAN SCHOOLS PRE- AND POST-TEST RESULTS BY GENDER	16
BAMYAN SCHOOLS PRE- AND POST-TEST RESULTS BY GENDER AND GRADES	16
<b>NANGARHAR PROVINCE SCHOOLS PRE- AND POST-TEST RESULTS</b>	<b>17</b>
GENERAL ANALYSIS OF NANGARHAR SCHOOLS PRE- AND POST-TEST RESULTS	17
NANGARHAR SCHOOLS PRE- AND POST-TEST RESULTS BY GRADES	18
NANGARHAR SCHOOLS PRE-TEST RESULTS BY GENDER	19
NANGARHAR SCHOOLS PRE- AND POST-TEST RESULTS BY GENDER AND GRADES	20
<b>TEO BACKGROUND</b>	<b>21</b>

## **EXECUTIVE SUMMARY**

TEO each year assess the knowledge of the Tashabos students at the beginning and at the end of the school year. The teaching shows the Tashabos students' business knowledge seems to improve. The first major activity of the Tashabos program is the Tashabos subject teaching in high schools to the students of three Grades 10, 11 and 12. There are 63 teachers (38 females and 25 male), who do the teaching in 43 high schools in four provinces of Kabul, Parwan, Bamyan and Nangarhar.

TEO collected the post-test data from all four provinces during the fourth quarter. Following the baseline analysis, TEO analyzed the combined pre- and post-tests results in the databases developed for each province in general, by gender, grades, and grades and gender combined to measure the improvement in knowledge of all grades' students.

It was challenging to measure how much the students learned after studying the subject for three years because the subject is not yet integrated into the national education curriculum. To gauge student progress TEO set indicators to assess the students' change in knowledge. Indicators include the students' pre-test scores from the beginning of the educational year and their post-test scores at the end of the educational year.

All Tashabos students given the pre- and post-tests answered similar types of questions. To evaluate the impact of the Tashabos program, TEO developed data sample sizes for each Tashabos school based on the number of the students; 6,029 students were given the pre-test and 5,804 students were given the post-test. For each student their pre-test scores were compared against their post-test scores.

During the first quarter of the year, TEO collected pre-test data from Kabul, Parwan and Bamyan Provinces; Nangarhar Province pre-test data was collected during the second quarter because the education year is different. TEO analyzed the pre-test results, for each province in general, by gender, and by grades and gender, which the analysis report was submitted in the first quarter. TEO before the end of the educational year collected the post-test data from Kabul, Parwan, Nangarhar and Bamyan. TEO combined and analyzed the pre- and post-tests results collectively.

The pre-test results show the majority of students started with a low level of Tashabos subject knowledge; the post-tests show their knowledge increased over six folds. As stated the pre-test results show that the majority students had a low level of Tashabos subject knowledge. The post-test results show considerable increase in students' knowledge after studying the Tashabos subject.

The results show that in general the girls' Tashabos knowledge is much higher in all grades and both pre- and post-tests stages than the boys'. However, Tashabos knowledge for both girls and boys is increasing after studying the subject.

The results show an improvement in Tashabos knowledge by both Grade 11 girls and boys. Similar to last year and the year before, the results also show the girls' knowledge is higher than boys'. Compared to Grade 10 overall both girl and boy Grade 11 knowledge is higher than in Grade 10.

The Grade 12 students' knowledge increased more compared to Grade 10 and almost similar to Grade 11. This shows the Tashabos learning cycle over the three years of Grades 10, 11 and 12 is effective and gives results. The results show in Grade 12 the girls' knowledge is higher than the 12 boys. Overall the Grade 10, 11 and 12 girls' student's knowledge in both pre- and post-tests is higher than the Grade 10, 11 and 12 boys' students. About boys in the post-test the knowledge of Grade 11 is higher than Grade 12 and Grade 12 knowledge is higher than of Grade 10. This confirms the effectiveness of the Tashabos program and of the Tashabos subject teaching in the three years' cycle.

The results in Kabul Province, where are majority of the Tashabos students, show generally the girls and boys Tashabos knowledge has increased after learning the subject, specifically the girls' knowledge is higher than the boys' on both tests in all three grades. This analysis provided interesting Tashabos program findings for both girls and boys; the girls are more enthusiastic and are benefiting from the program in an extraordinary manner. Student growth and interest shows Tashabos is an excellent opportunity, a low cost and effective program that needs stakeholder and donor attention to make it available to all high school students and other eligible girls and boys.

The overall results in Parwan Province show that the Tashabos students' knowledge increase this year is almost half of the last year. TEO will look into the issue and discuss it with the Tashabos school administrations, Tashabos teachers and Provincial Education Department.

In Nangarhar, as before, the girls' knowledge in all Grades 10, 11 and 12 increased much more than of the boys this year and the year before.

Overall the post-test results in all provinces show increase in knowledge of both girls and boys students, while interestingly, the girls' knowledge in all Grades 10, 11 and 12 in all the provinces is higher than the boys students.

## **TASHABOS PROGRAM**

TEO manages the Tashabos entrepreneurship high school curriculum taught in 43 girls' and boys' public high schools, involving over 35,000 students in four Afghan provinces. Youth learn the skills necessary to become entrepreneurs including information on market based economies, fighting poverty and ethical business practices. Lessons on business development in a free market economy are provided. To further the entrepreneurial characteristics of leadership, risk-taking, innovation, and perseverance, the links between a free market economy and democracy are taught, and respect instilled for the responsibilities businesses should have to their communities. The program has a three prong approach: a) teaching the Tashabos curriculum, student pre- and post-tests, and capacity building of teachers; b) student entrepreneur product exhibitions in the schools and functioning Tashabos exhibition rooms; and c) the schools' Business Proposal Writing Competitions (BPCs), a 12 step process beginning with the Tashabos teachers who encourage and assist students in writing business proposals.

Thousands of Afghan high school graduates under the age of 25 have no employment opportunities, especially girls. The Tashabos program provides participating students the skills and maturity to become self-supporting adults, informed citizens and future leaders. Our students create jobs for themselves, others, and their communities—driving economic growth.

A survey of 400 Tashabos students showed that Tashabos helped 69% of them initiate a new business. When asked how Tashabos helped, the students mentioned the business linked topics, motivation for developing business proposals and generating innovative business ideas for scale-up. Among the remaining 31%, 85% of them mentioned utilizing Tashabos knowledge in initiating a business in the future.

Sixty percent of the student respondents, both girls and boys, thought the subject important for initiating a business. This suggests that Tashabos has an equal effectiveness on improving economy and supporting economic self-reliability for both genders.

Interestingly, studying Tashabos has brought behavior changes in business management among 58% of the student respondents. One of the most important impacts our teaching has had is that 81% of the student respondents found employment opportunities because they studied Tashabos. After studying Tashabos 58% of the students were able to attract investment for their businesses. In addition, 70% of the student respondents believed that they could manage their business capital better than before. Tashabos enabled 29% of the student respondents to offer jobs and employment to other youths. These students talked about behavior changes as employers that they could not have achieved without Tashabos knowledge.

Importantly, 79% of the students thought if Tashabos principles were applied in daily business activities, more youth job opportunities would be created. After studying Tashabos, 79% of the students witnessed a change in their communications, relationships, networking, leadership, decision-making, planning and executing planning, and support skills.

### ALL SCHOOLS COMBINED PRE- AND POST-TESTS RESULTS

To assess improvement in the student's knowledge of the Tashabos curriculum, TEO combined and analyzed the pre- and post-tests results of Kabul, Parwan, Nangarhar and Bamyan Provinces generally, by grades and by gender and according to gender and grades.

### ANALYSIS OF ALL SCHOOLS PRE- AND POST-TESTS RESULTS

In Kabul, Parwan, Bamyan and Nangarhar Provinces, a total of 6,029 Grades 10, 11 and 12 students took the pre- and 5,804 took the post-tests to measure their Tashabos knowledge and knowledge improvement. One of the Tashabos school in Kabul City namely Rahman Baba could not fulfil well to collect the post-test data on time, so the 225 Tashabos students were dropped from the post-test this year. Table 1 and Graph 1 show all Tashabos students pre- and post-test results details.

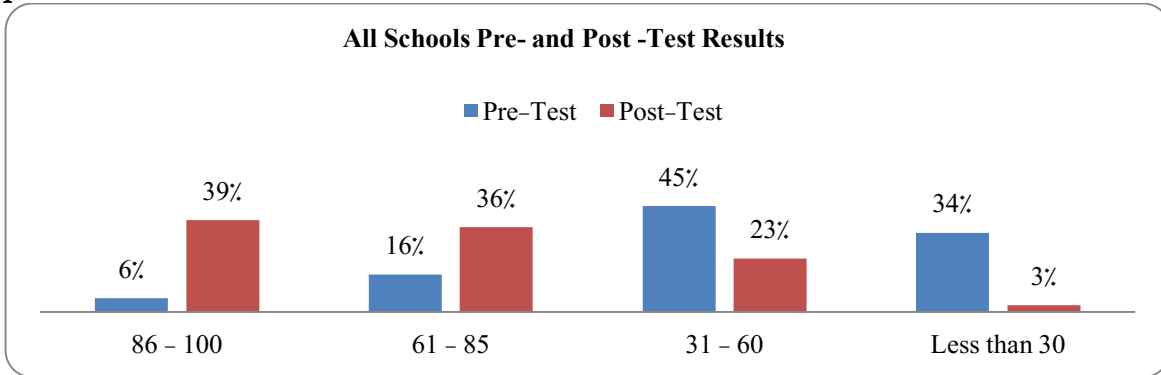
**Table 1: Analysis of All Schools Pre- and Post-Tests Results**

Total Number of Classes	Total Number of Students	Observed Students	Pre-Test Scores				Post-Tests Scores			
			86 - 100	61 - 85	31 - 60	Less than 30	86 - 100	61 - 85	31 - 60	Less than 30
691	35,526	Pre: 6,029 Post: 5,804	344	963	2,699	2,023	2,251	2,079	1,313	161

Graph 1 shows the combined pre- and post-test results percentages for the Grades 10, 11 and 12 students from the four provinces. The pre-test (6%) and (39%) post-test achieved scores of 86 to 100, which show a 33% increase in knowledge at the end of the educational year. The pre-test

results of 16% and post-test of 36% with scores of 61-85 show considerable increase. Scores of 31 to 60 were obtained by 45% on the pre-test and by 23% on the post-test. Pre-test scores less than 30 were received by 34%; on the post-test only 3% scored less than 30. The pre-test results show that the majority students had a low level of Tashabos subject knowledge. The post-test results show considerable increase in students' knowledge after studying the Tashabos subject.

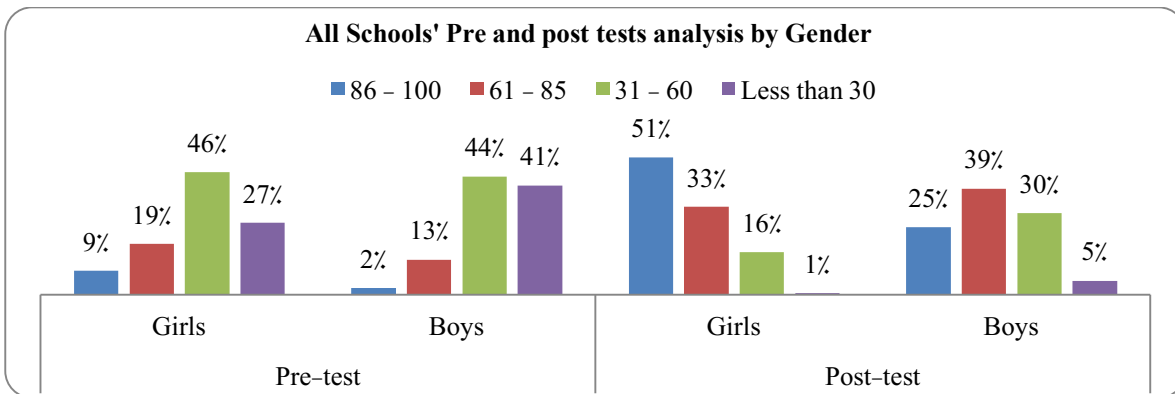
**Graph 1: All Schools Pre- and Post-Test Results**



**ANALYSIS OF ALL SCHOOLS PRE- AND POST-TEST RESULTS BY GENDER**

A total of 3,064 girls and 2,965 boys Tashabos students in the four provinces received the pre-test, while total of 3,064 girls and 2,740 boys received the post-tests to measure their Tashabos curriculum knowledge and their knowledge improvement after studying the curriculum. This year too, looking to the overall results of the combined pre- and post-test results girls achieved good scores in both of pre- and post-test results. Girls 9% and boys 2% achieved scores between 86 – 100 in the pre-test. The girls 51% and boys 25% in the post-test achieved scores between 86 – 100. This year again, boys scores in the second-high category between 61-85 in the post test are higher 39% than girls 33%.

**Graph 2: All Schools Pre- and Post-Test Results by Gender**



**ANALYSIS OF ALL SCHOOLS PRE- AND POST-TEST RESULTS BY GRADES**

A total of 2,192 Grade 10, 2,025 Grade 11 and 1,812 Grade 12 students in the four provinces received the pre-test and total of 2,136 Grade 10, 1,950 Grade 11 and 1,718 Grade 12 students in the four provinces received post-tests to measure their Tashabos curriculum knowledge and their knowledge improvement after studying the curriculum. Graph 2 show the details.

**All Schools Pre- and Post-Test Results by Grades**

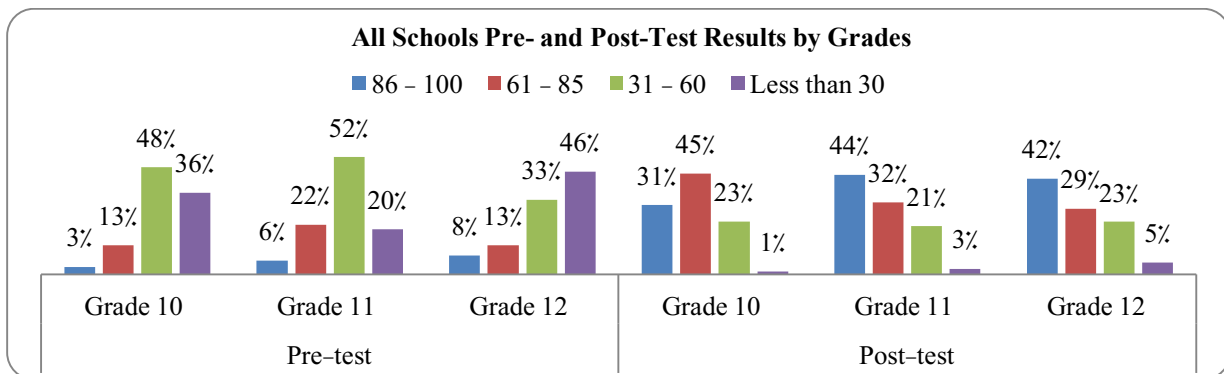
Graph 2 shows the combined pre- and post-test results for Grades 10, 11 and 12.

**Grade 10:** In the Grade 10 pre-test 3% of the students and 31% on the post-test scored 86 to 100. On the pre-test 13% and 45% on the post-test scored 61 to 85. The scores from 31 to 60 were reversed with 48% on the pre-test and 23% on the post-test. Those with scores of less than 30 decreased dramatically from 36% on the pre-test to 1% on the post-test. These results show the variation and change in students' knowledge before and after learning the Tashabos subject.

**Grade 11:** The Grade 11 pre-test results were 6% in the range of 86-100 and 44% on the post-test. On pre-test 22% and 32% on the post-test scored 61 to 85. Scores of 31 to 60 were 52% on the pre-test and 21% on the post-test. The less than 30 pre-test scores were 20%; there were 3% on the post-test. This shows an improvement in Grade 11 students' knowledge after learning the Tashabos subject. The Grade 11 student's knowledge improved more compared to Grades 10, reflecting the advantage of studying the Tashabos subject for two years. The Grade 11 student's knowledge somehow higher than of the Grade 12 too.

**Grade 12:** Eight percent on the pre-test and 42% on the post-test of the Grade 12 students received scores of 86 to 100. On the pre-test 13% and 29% on the post-test scored 61 to 85. Scores of 31 to 60 were earned by 33% on the pre-test and 23% on the post-test. Scores of less than 30 were 46% on the pre-test and only 5% on the post-test. These results show the improvement in the Grade 12 student's Tashabos knowledge. The Grade 12 students' knowledge increased more compared to Grade 10 and almost similar to Grade 11. This shows the Tashabos learning cycle over the three years of Grades 10, 11 and 12 is effective and gives results.

**Graph 3: All Schools Pre- and Post-Test Results by Grades**



**ALL SCHOOLS PRE-AND POST-TEST RESULTS BY GENDER AND GRADES**

To evaluate the knowledge level and Tashabos subject impact on girls and boys according to grades, TEO analyzed the pre- and post-tests of all schools' students by gender and grades. The results show that the girls' Tashabos knowledge is much higher in all grades and both pre- and post-tests stages than the boys'. However, Tashabos knowledge for both girls and boys is increasing after studying the subject. Graphs 4 shows the details.

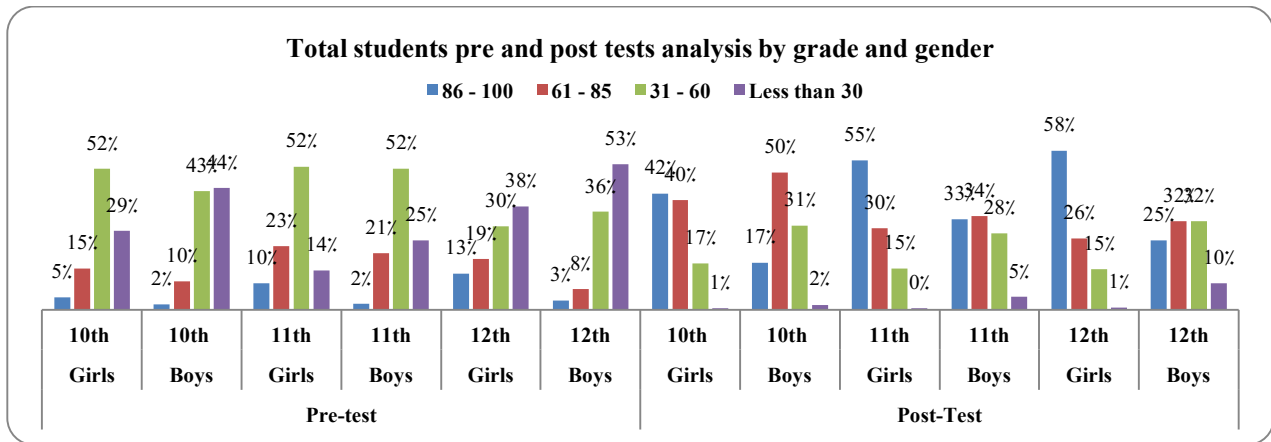
**Grade 10:** Five percent of the Grade 10 girls and 2% boys scored 86 to 100 on the pre-test, 15% girls and 10% boys scored 61 to 85, 52% girls and 43% boys scored 31 to 60, and 29% girls and 44% boys received scores less than 30. On the post-test 42% of the Grade 10 girls and 17% boys scored 86 to 100, 40% girls and 50% boys scored 61 to 85, and 17% girls and 31% boys scored 31

to 60, 1% girls and 2% boys scored less than 30. Grades 10 girls' knowledge is little higher than the boys, while comparing with Grades 11 and 12, both girls and boys' knowledge in Grade 10 seems closer to each other. This is because Grade 10 Tashabos students are new to the Tashabos subject in their first year of the three years cycle of the Tashabos study.

**Grade 11:** On the pre-test 10% of the Grade 11 girls and 2% boys scored 86 to 100, 23% girls and 21% boys scored 61 to 85, 52% girls and boys too scored 31 to 60, and 14% girls and 25% boys scored less than 30. On the post-test 55% of the girls and 33% boys scored 86 to 100, 30% girls and boys 34% boys scored 61 to 85, and girls 15% and boys 28% scored 31 to 60, and 0% girls and 5% boys scored less than 30. The results show an improvement in Tashabos knowledge by both Grade 11 girls and boys. Similar to last year and the year before, the results also show the girls' knowledge is higher than boys'. Compared to Grade 10 overall both girl and boy Grade 11 knowledge is higher than in Grade 10.

**Grade 12:** In Grade 12 on the pre-test, 13% of the girls and 3% of the boys scored 86 to 100, 19% girls and 8% boys scored 61 to 85, 30% girls and 36% boys scored 31 to 60, and 38% girls and 53% boys scored less than 30. Again the girls' pre-test Tashabos knowledge was higher than the boy's. On the post-test 58% of the Grade 12 girls and 25% boys scored 86 to 100, 26% girls and 32% boys scored 61 to 85 and 15% girls and 32% boys scored 31 to 60, and only 1% girls and 10% boys scored less than 30. The results show in Grade 12 the girls' knowledge is higher than the 12 boys. Overall the Grade 10, 11 and 12 girls' student's knowledge in both pre- and post-tests is higher than the Grade 10, 11 and 12 boys' students. About boys in the post-test the knowledge of Grade 11 is higher than Grade 12 and Grade 12 knowledge is higher than of Grade 10. This confirm the effectiveness of the Tashabos program and of the Tashabos subject teaching.

**Graph 4: All Schools Pre- and Post-Test Results by Gender and Grade**



**KABUL PROVINCE SCHOOLS PRE- AND POST-TEST RESULTS**

Following the general analysis of all Tashabos high schools in all provinces, TEO analyzed the Kabul Province pre- and post-test results including Kabul City and Districts' Tashabos students. The pre- and post-test results were analyzed in general according to gender, grades, and combined grades and gender to evaluate the students' initial Tashabos knowledge and their knowledge increase.



## GENERAL ANALYSIS OF KABUL SCHOOL PRE- AND POST-TEST RESULTS

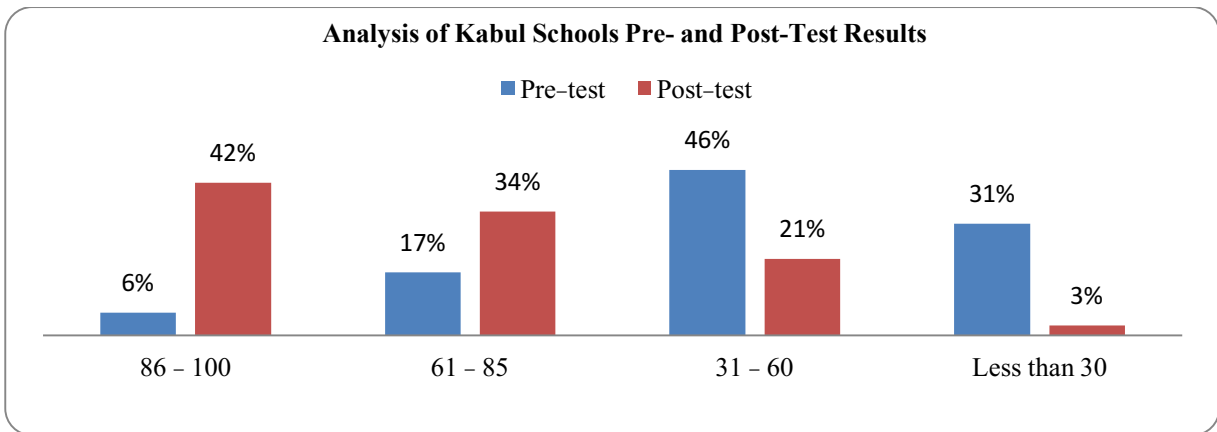
Each year Grade 12 Tashabos students graduates and Grade 9 students enter the the three years cycle of the Tashabos program, so the data varies. In Kabul Province, including the city and district schools, a total of 4,783 Grades 10, 11 and 12 students received the pre- and post-tests to measure their Tashabos knowledge and the increase in their knowledge after learning the Tashabos subject. Table 2 and Graph 5 show the details.

**Table 2: General Analysis of Kabul Schools Pre-Test Results**

Total Number of Classes	Total Number of Students	Observed Students	Pre-Test Scores				Post-Test Scores			
			86 - 100	61 - 85	31 - 60	Less than 30	86 - 100	61 - 85	31 - 60	Less than 30
603	28,077	4,783	297	831	2,182	1,473	1,918	1,556	959	125

Graph 5 shows the pre- and pot-test results of all Kabul Province Grades 10, 11 and 12 students. On the pre-test 6% and 42% on the post-test of the students scored 86 to 100. On the pre-test 17% and 34% on the post-test scored 61 to 85, on pre-test 46% and 21% on the post-test scored 31 to 60, and 31% on the pre-test and only 3% on the post-test scored less than 30. The pre-test results show the majority of students had little Tashabos knowledge before studying the subject. Fortunately, after learning the Tashabos subject, the post-test results show a tangible increase in the Tashabos students' knowledge.

**Graph 5: General Analysis of Kabul Schools Pre- and Post-Test Results**



## KABUL SCHOOLS PRE- AND POST-TESTS RESULTS BY GRADE

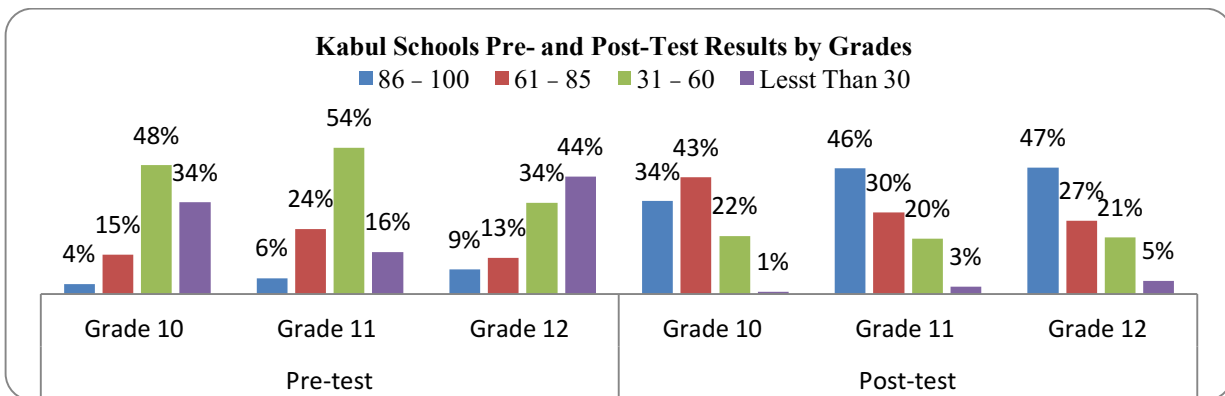
TEO analyzed the Kabul student pre- and post-test results by grade to learn the level of interest and the Tashabos knowledge increase by Grades 10, 11 and 12 students. Graph 6 shows the percentage of Kabul student's combined pre- and post-test results by grades.

**Grade 10:** On the pre-test 2% and on the post-test 33% of the Grade 10 students scored 86 to 100, a good increase of knowledge. On the pre-test 19% and 45% on the post-test scored 61 to 85, 57% on pre-test and 21% on the post-test scored 31 to 60, and 22% on the pre-test and only 2% on the post-test scored less than 30. The knowledge increase among Grade 10 students in Kabul Province was relatively good than last year, which was impressive.

**Grade 11:** In Grade 11, 7% on the pre-test and 39% on the post-test scored 86 to 100. This was an impressive increase in the students' knowledge. 22% on the pre-test and 34% on the post-test scored 61 to 85, 49% on the pre-test and 23% on the post-test scored 31 to 60, and 22% on the pre-test and 3% on the post-test scored less than 30. The Grade 11 student knowledge increased and their Tashabos knowledge is moderately higher than Grade 10.

**Grade 12:** In Grade 12, 6% on the pre-test and 40% on the post-test scored 86 to 100, 14% on the pre-test and 37% on the post-test scored 61 to 85, 57% on the pre-test and 21% on the post-test scored 31 to 60, and 23% on the pre-test and 2% on the post-test scored less than 30. These results show remarkable increase in the Grades 12 and 11 knowledge and their Tashabos knowledge is higher than Grade 10 and 11.

**Graph 6: Kabul Schools Pre- and Post-Test Results by Grades**

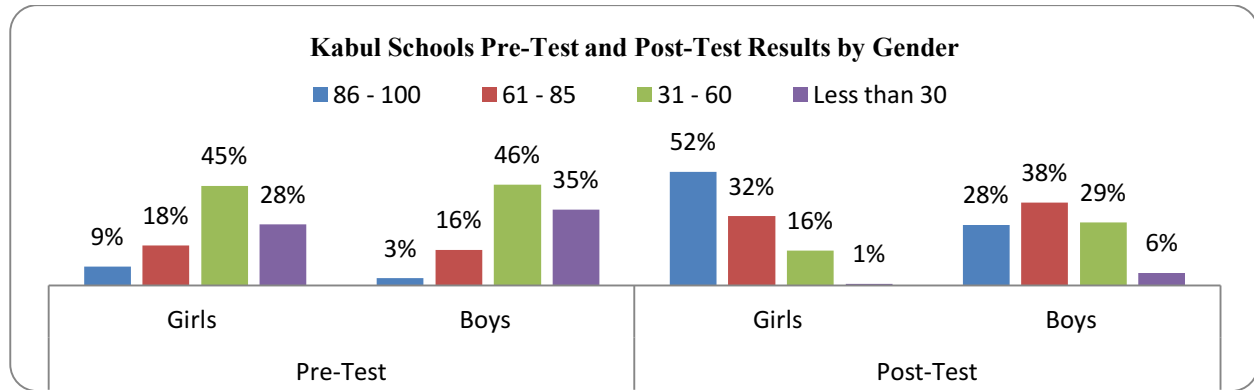


**KABUL SCHOOLS PRE- AND POST-TEST RESULTS BY GENDER**

TEO analyzed the Kabul students' pre- and post-test results by gender to measure the increase in girls and boys Tashabos knowledge. Graph 7 shows the girls and boys pre- and post-tests results.

On the pre-test 9% girls and 52% on the post-test scored 86 to 100. Among the boys 3% on the pre-test and 28% on the post-test scored 86 to 100. This shows immense increase in the girls' knowledge levels. This confirms the enthusiasm of girls for Tashabos activities including student product exhibitions and the Business Proposals Competitions (BPCs). Scores of 61 to 85 were received by 18% of the girls on the pre-test and 32% on the post-test. Among the boys 16% on the pre-test and 38% on the post-test scored 61 to 85. On the pre-test 45% of the girls and 16% on the post-test scored 31 to 60. Of the boys 46% on the pre-test and 29% on the post-test scored 31 to 60. And 28% of the girls on the pre-test and 1% of the girls on the post-test scored less than 30, and on the pre-test 35% of the boys and 6% on the post-test scored less than 30.

**Graph 7: Kabul Schools Pre- and Post-Test Results by Gender**



**KABUL SCHOOLS PRE- AND POST-TEST RESULTS BY GENDER AND GRADES**

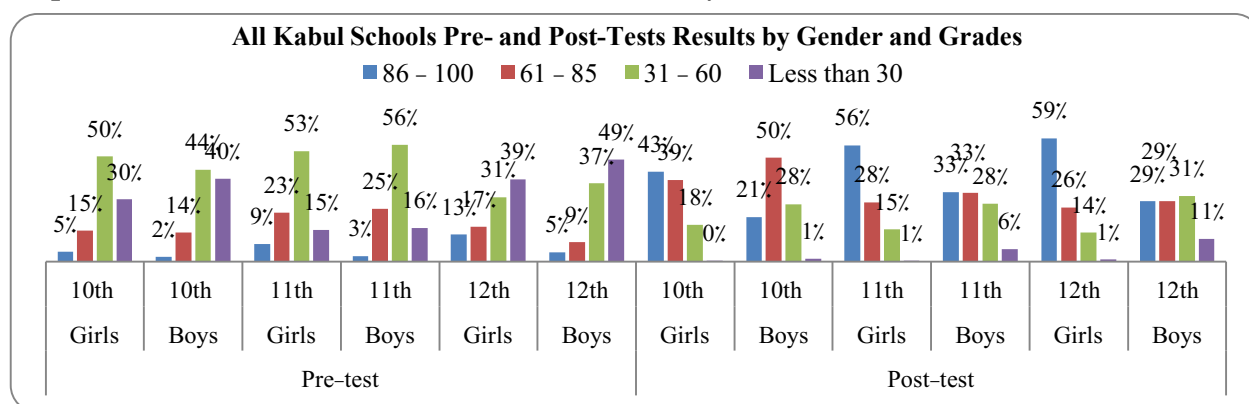
To determine the increase of Grade 10, 11 and 12 students (girls and boys) Tashabos knowledge, TEO analyzed the pre- and post-tests by gender and grades. Graph 8 shows the pre- and post-tests' results details by gender and grades.

**Grade 10:** On the Grade 10 pre-test 5% of the girls scored 86 to 100, 15% scored 61 to 85, 50% scored 31 to 60, and 30% scored less than 30. Two percent of the boys scored 86 to 100, 14% scored 61 to 85, 44% scored 31 to 60, and 40% scored less than 30. On the Grade 10 post-test 43% of the girls scored 86 to 100, 39% scored 61 to 85, 18% scored 31 to 60 and none scored less than 30. Among the Grade 10 boys, 21% scored 86 to 100, 50% scored 61 to 85, 28% scored 31 to 60 and only 1% scored less than 30. These results show the girls' Tashabos knowledge in Grade 10 is higher than the boys'.

**Grade 11:** In Grade 11, 9% of the girls scored 86 to 100 on the pre-test, 23% scored 61 to 85, 53% scored 31 to 60 and 15% scored less than 30. Three percent of the boys scored 86 to 100, 25% scored 61 to 85, 56% scored 31 to 60 and 16% scored less than 30. On the post-test 56% of the girls scored 86 to 100, 28% scored 61 to 85, 15% scored 31 to 60 and only 1% scored less than 30. Among the Grade 11 post-test boys, 33% scored 86 to 100, 33% scored 61 to 85, 28% scored 31 to 60 and only 6% scored less than 30. The Grade 11 girls Tashabos knowledge is impressive and also much higher than the boys.

**Grade 12:** The Grade 12 pre-test analysis shows 13% of the girls scored 86 to 100, 17% scored 61 to 85, 31% scored 31 to 60 and 39% scored less than 30. Five percent of the Grade 12 boys scored 86 to 100, 9% scored 61 to 85, 37% scored 31 to 60 and 49% scored less than 30. On the post-test 59% of the girls scored 86 to 100, 26% scored 61 to 85, 14% scored 31 to 60 and only 1% scored less than 30. Among the boys 29% scored 86 to 100, 29% scored 61 to 88, 31% scored 31 to 60 and only 11% scored less than 30. The results show generally the girls and boys Tashabos knowledge has increased after learning the subject, specifically the girls' knowledge is higher than the boys' on both tests in all three grades. This analysis provided interesting Tashabos program findings for both girls and boys; the girls are more enthusiastic and are benefiting from the program in an extraordinary manner. Student growth and interest shows Tashabos is an excellent opportunity, a low cost and effective program that needs stakeholder and donor attention to make it available to all high school students and other eligible girls and boys.

**Graph 8: Kabul Schools Pre- and Post-Tests' Results by Gender and Grades**



### PARWAN PROVINCE SCHOOLS PRE- AND POST-TEST RESULTS

Following the combined pre- and post-test analysis by province, TEO analyzed the Parwan pre- and post-tests in general, by gender and by grades, to measure the students' Tashabos knowledge increase.

### GENERAL ANALYSIS OF PARWAN SCHOOLS PRE- AND POST-TEST RESULTS

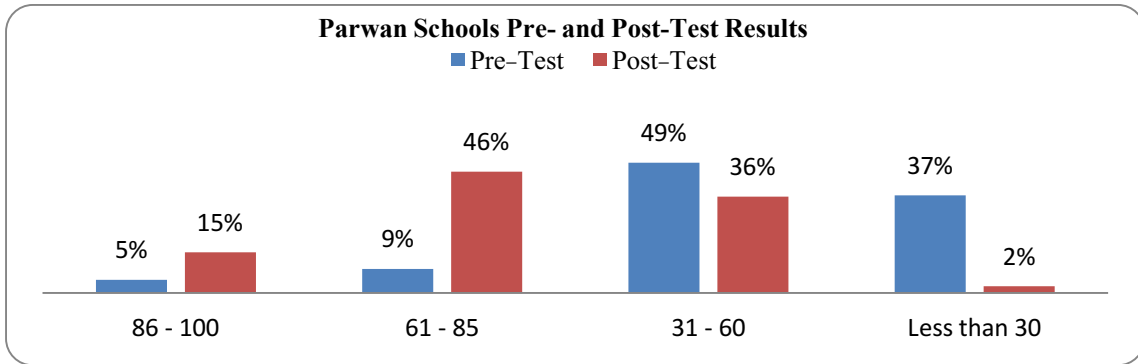
Of the 1,434 Tashabos students in Parwan Province, 242 of the Grades 10, 11 and 12 students took the pre- and post-tests with same questions to measure their knowledge before learning the subject and any increase in their Tashabos knowledge after learning the subject. The overall results in Parwan Province show that the Tashabos students' knowledge decrease almost by half. TEO will look into the issue and discuss it with the Tashabos school administrations, Tashabos teachers and Provincial Education Department. Table 3 and Graph 9 show the details.

**Table 3: General Analysis of Parwan Schools Pre-Test Results**

Total Number of Classes	Total Number of Students	Observed Students	Pre-Test Scores				Post-Test Scores			
			86 - 100	61 - 85	31 - 60	Less than 30	86 - 100	61 - 85	31 - 60	Less than 30
36	1,434	242	12	22	119	89	37	111	88	6

Graph 9 shows the pre- and post-tests results in percentages of all the Grades 10, 11 and 12 students in Parwan Province. Five percent on the pre-test and 15% on the post-test scored 86 to 100, 9% on the pre-test and 46% on the post-test scored 61 to 85, 49% on the pre-test and 36% on the post-test scored 31-60, and 37% on the pre-test and 2% on the post-test scored less than 30. The results show a high variation in the scores. A very low number, less than half, comparing to last year of students received high scores on the pre-tests. Similarly, low number of students received high scores on the post-tests. The opposite was also true. A high number of students had low scores on the pre-tests, while low number of students had low scores on the post-tests. It is to note that the progress and improvement in the knowledge of the students this year is lower than last year.

**Graph 9: Parwan Schools Pre and Post-Test Results**



**PARWAN SCHOOLS PRE- AND POST-TEST RESULTS BY GRADES**

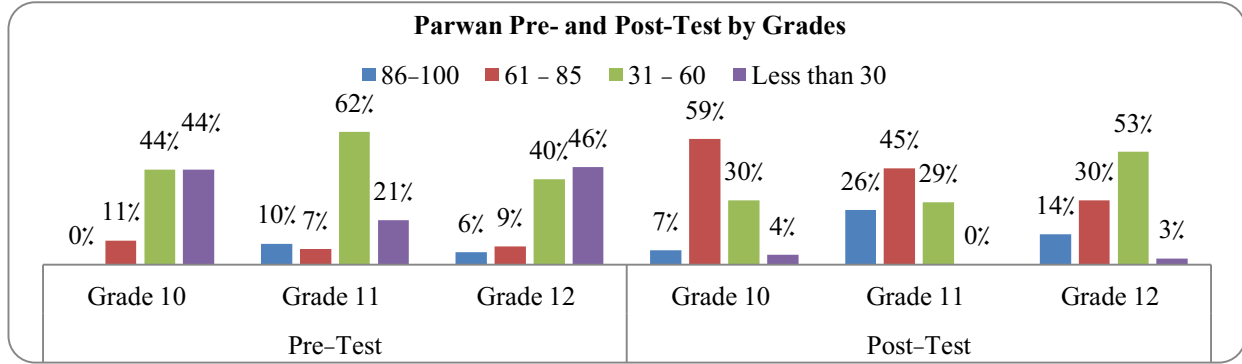
Next TEO analyzed the combined pre- and post-tests results by grade to measure the students' improvement and increase in Tashabos knowledge. Graph 10 shows the combined pre- and post-tests results for Grade 10, 11 and 12.

**Grade 10:** On the Grade 10 pre-test none and on post-test 7% of the students scored 86 to 100 showing a 23% decrease in students scoring in this range, 11% on the pre-test and 59% on the post-test scored 61 to 85, 44% on the pre-test and 30% on the post-test scored 31 to 60, and 44% on the pre-test and 4% on the post-test scored less than 30. Initially a high percentage of students scored in the lower range, while 4% of the students scored in lower range on the post-test. These results show low increase in the students' Tashabos knowledge.

**Grade 11:** Of the Grade 11 students 10% on the pre-test and 26% on the post-test scored 86 to 100. Scores of 61 to 85 were 7% on the pre-test and 45% on the post-test. 62% on the pre-test and 29% on the post-test scored 31 to 60. Those with scores less than 30 were 21% on the pre-test and on the post-test none of the students received scores less than 30. This year the Grade 11 students showed higher increase in their Tashabos knowledge, than the knowledge increase among the Grades 10 and 12 Tashabos students.

**Grade 12:** In Grade 12, 6% of the students on the pre-test and 14% on post-test scored 86 to 100, 9% in pre-test and 30% in post-test scored 61 to 85, 40% in pre-test and 53% in post-test scored 31 to 60, and 46% in pre-test and 3% in post-test scored less than 30. Contrary to last year, the increase in Tashabos knowledge of Grade 12 students this year was lower than of Grade 11. Last year Grade 12 increase was higher than of the Grades 10 and 11 that ruled out the claim of the Tashabos teachers and the school administrations they stated, during their last year of the high school, Grade 12 students are concerned with the national university entrance exam. The Tashabos teachers and the school administrations were adding that they the Grade 12 Tashabos students prepare for the exam and take preparatory courses reducing their focus on Tashabos. This decrease is of concern to TEO, which will be raised and discussed with the Tashabos teachers and the school administrations.

**Graph 10: Parwan Schools Pre- and Post-Test Results by Grades**

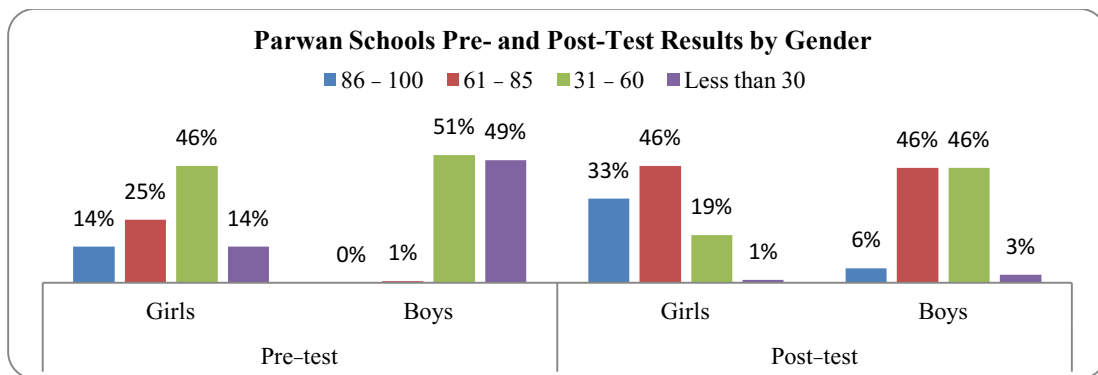


**PARWAN SCHOOLS PRE- AND POST-TEST RESULTS BY GENDER**

TEO analyzed the Parwan schools pre- and post-test results by gender to assess the difference in the increase in Tashabos knowledge between girls and boys. Graph 11 shows the details.

Fourteen percent of the girls on the pre-test and 33% on the post-test scored 86 to 100, while none of the boys on the pre-test and 6% on the post-test scored 86 to 100. Scores of 61 to 85 were 25% of the girls on the pre-test and 46% on the post-test and among the boys 51% on the pre-test and 46% on the post-test. On the pre-test 46% of the girls and 19% on the post-test scored 31 to 60, while 51% of the boys on the pre-test and 46% on the post-test scored 31 to 60. On the pre-test 14% and on the post-test 1% of the girls scored less than 30. For the boys 49% on the pre-test and 3% on the post-test scored less than 30. Similarly, like last year the results show an increase in the Tashabos knowledge of both girls and boys. As before, the girls' knowledge is much higher than the boys'.

**Graph 11: Parwan Schools Pre- and Post-Test Results by Gender**



**PARWAN SCHOOLS PRE- AND POST-TEST RESULTS BY GENDER AND GRADES**

Graph 12 shows the pre- and post-tests' results of the students by gender and grades.

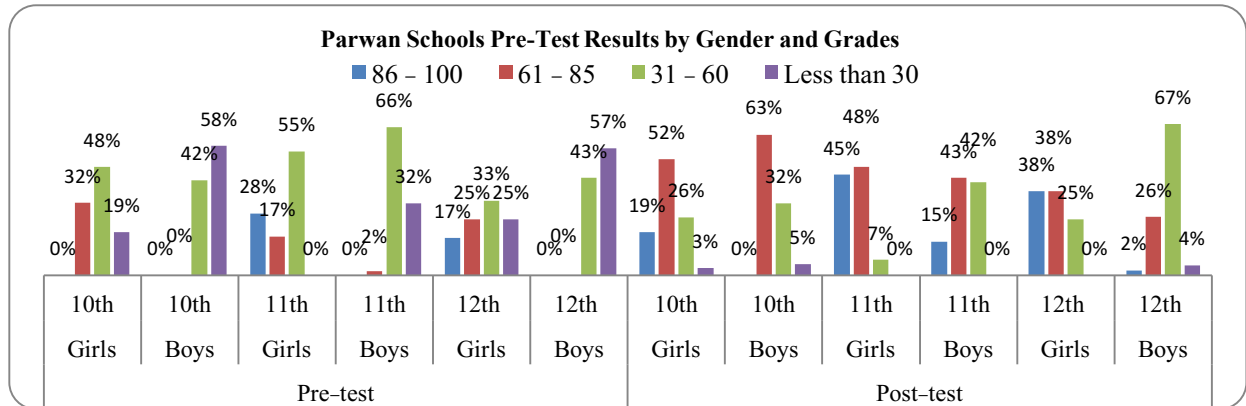
Grade 10: Among the Grade 10 students, none of the girls on the pre-test scored 86 to 100, and also none of the boys. Similarly, 32% of the girls and none of the boys scored 61 to 85. 48% of the girls and 42% of the boys scored 31 to 60, and 19% of the girls and 58% of the boys scored less

than 30. On the post-tests 19% of the girls and none of the boys scored 86 to 100, 52% of the girls and 63% of the boys scored 61 to 85, 26% of the girls and 32% of the boys scored 31 to 60, and 3% of the girls students and 5% of the boys received scores less than 30. These results show a very low level increase in the Tashabos knowledge of Grade 10 girls and boys students.

Grade 11: In Grade 11 28% of the girls on the pre-test and none of the boys scored 86 to 100, 17% of the girls and 2% of the boys scored 61 to 85, 55% of the girls and 66% of the boys scored 31 to 60, and none of the girls and 32% of the boys scored less than 30. On the post-test 45% of the girls and 15% of the boys scored 86 to 100, 48% of the girls and 43% of the boys scored 61 to 85 and 7% of the girls and 42% of the boys scored 31 to 60. None of the girls and boys scored less than 30 in the post-test. The results show good progress gaining Tashabos knowledge by both girl and boy Grade 11 students. However, the girls' knowledge increased three folds than the boys.

Grade 12: Among Grade 12 students, 17% of the girls on the pre-test and none of the boys scored 86 to 100, 25% of the girls and none of the boys scored 61 to 85, 33% of the girls and 43% of the boys scored 31 to 60 and 25% of the girls and 57% of the boys scored less than 30. On the post-test 38% of the girls and 2% of the boys' scored 86 to 100, 38% of the girls and 26% of the boys scored 61 to 85, 25% of the girls and 67% of the boys scored 31 to 60 and none of the girls and 4% of the boys scored less than 30. The results also show relative progress in the students' Tashabos knowledge; while the girls' knowledge again is much higher than of the boys.

**Graph 12: Parwan Schools Pre -Test Results by Gender and Grades**



**BAMYAN PROVINCE SCHOOLS PRE- AND POST-TEST RESULTS**

To assess the increase in the Tashabos knowledge of the Bamyan Province school students, TEO analyzed their pre- and post-test scores in general, by gender, grades, and gender and grades.

**GENERAL ANALYSIS OF BAMYAN SCHOOLS PRE- AND POST-TEST RESULTS**

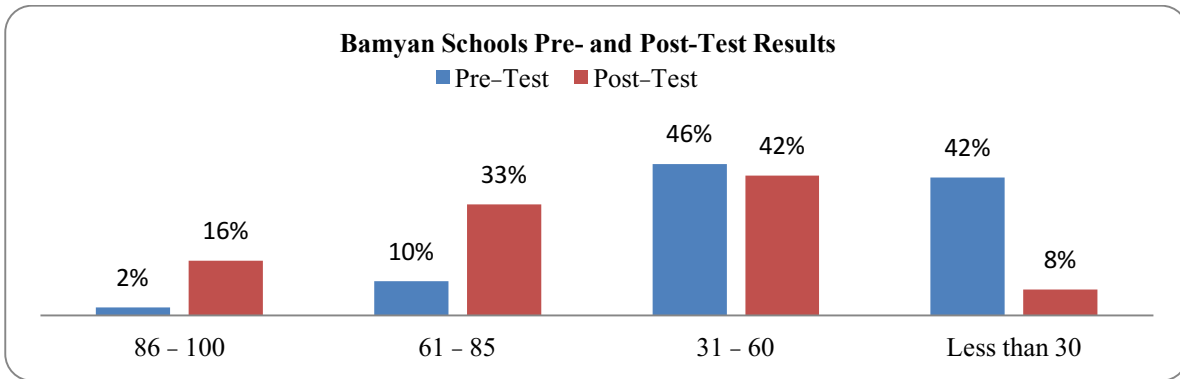
In Bamyan Province 377 out of 2,205 Grade 10, 11 and 12 girl and boy students took the pre- and post-tests to measure their Tashabos knowledge. Table 4 and Graph 13 show the details.

**Table 4: General Analysis of Bamyan Schools Pre- and Post-Test Results**

Total Number of Classes	Total Number of Students	Observed Students	Pre-Test Scores				Post-Test Scores			
			86 - 100	61 - 85	31 - 60	Less than 30	86 - 100	61 - 85	31 - 60	Less than 30
52	2,205	377	9	39	172	157	62	126	159	30

Graph 13 shows the percentage of pre- and post-test results of the Bamyan schools' students. In the pre-test 2% and in post-test 16% of the students scored 86 to 100, in pre-test 10% and in post-test 33% of the students scored 61 to 85, in the pre-test 46% and in post-test 42% of the students scored 31-60 and in pre-test 42% and in post-test 8% of the students scored less than 30. This is the second year the increase in the knowledge of the students in Bamyan is lower than the year before. TEO following the Parwan pre- and post-tests' low results, will also look into the issue in Bamyan and raise it with the Tashabos teachers and schools' administrations.

**Graph 13: Bamyan Schools Pre- and Post-Test Results**



**BAMYAN SCHOOLS PRE- AND POST-TEST RESULTS BY GRADES**

Graph 14 shows the Bamyan students combined pre- and post-tests results for Grades 10, 11 and 12. The results show an increase in the Tashabos knowledge for all grades.

**Grade 10:** Two percent of the students on the pre-test and 13% on the post-test scored 86 to100, 3% on the pre-test and 40% on the post-test scored 61 to 85, 47% on the pre-test and 42% on the post-test scored 31 to 60, and 48% on the pre-test and 5% on the post-test scored less than 30. The results show little progress in the students' Tashabos knowledge. Again the increase and progress this year is lower than the year before.

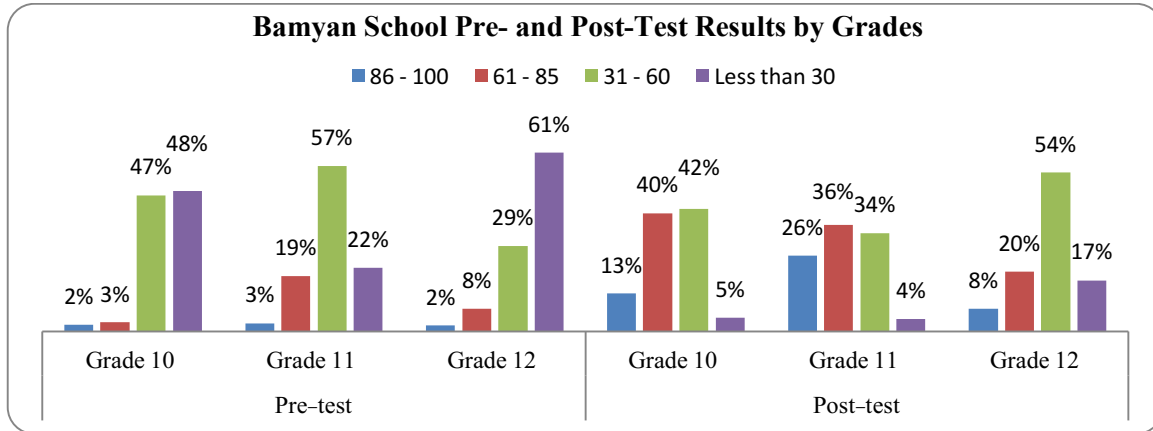
**Grade 11:** In Grade 11, 3% of the students on the pre-test and 26% on the post-test scored 86 to 100, 19% on the pre-test and 36% on the post-test scored 61 to 85, 57% on the pre-test and 34% on the post-test scored 31 to 60, and 22% on the pre-test and 4% on the post-test scored less than 30. In Grade 11 comparatively the similar progress as of the last year is appearing this year.

**Grade 12:** Of the Grade 12 students 2% on the pre-test and 8% on the post-test scored 86 to 100, showing a relative increase in their Tashabos knowledge. 8% on the pre-test and 20% on the post-test scored 61 to 85, 29% on the pre-test and 54% on the post-test scored 31 to 60, and 61% in pre-test and 17% on the post-test scored less than 30. Though, these results show the Tashabos



knowledge of the Grades 10, 11 and 12 students increased after studying the subject, but not as high as last year indicating some problem in the teaching of the Tashabos curriculum. This year also the Grade 11 students' knowledge increased more than Grades 10 and 12.

**Graph 14: Bamyan Schools Pre- and Post-Test Results by Grades**

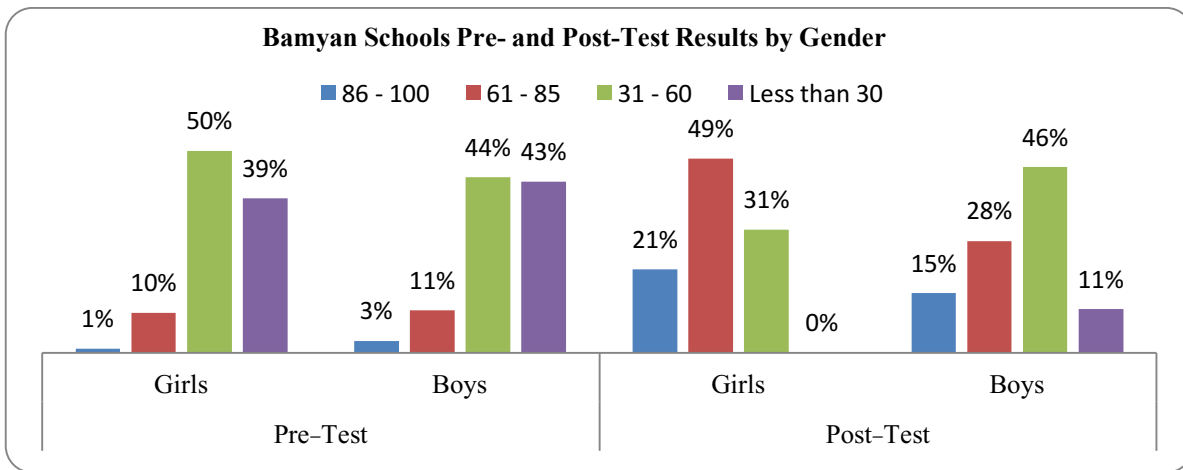


**BAMYAN SCHOOLS PRE- AND POST-TEST RESULTS BY GENDER**

Graph 15 shows the difference in the increase of Tashabos knowledge between girls and boys in Bamyan Province.

Among the girls 1% on the pre-test and 21% on the post-test scored 86 to 100, similarly 3% of the boys on the pre-test and 15% on the post-test scored 86 to 100. Of the girls 10% on the pre-test and 49% on the post-test scored 61 to 85, and 11% on the pre-test and 28% on the post-test of the boys scored 61 to 85. On the pre-test 50% of the girls and on the post-test 31% scored 31 to 60, and 44% on the pre-test and 46% on the post-test of the boys scored 31 to 60. On the pre-test girls 39% and on the post-test 0% and 43% of the boys on the pre-test and 11% on the post-test scored less than 30. The results are relatively showing good progress and increase of the Tashabos subject knowledge.

**Graph 15: Bamyan Schools Pre- and Post-Test Results by Gender**



**BAMYAN SCHOOLS PRE- AND POST-TEST RESULTS BY GENDER AND GRADES**

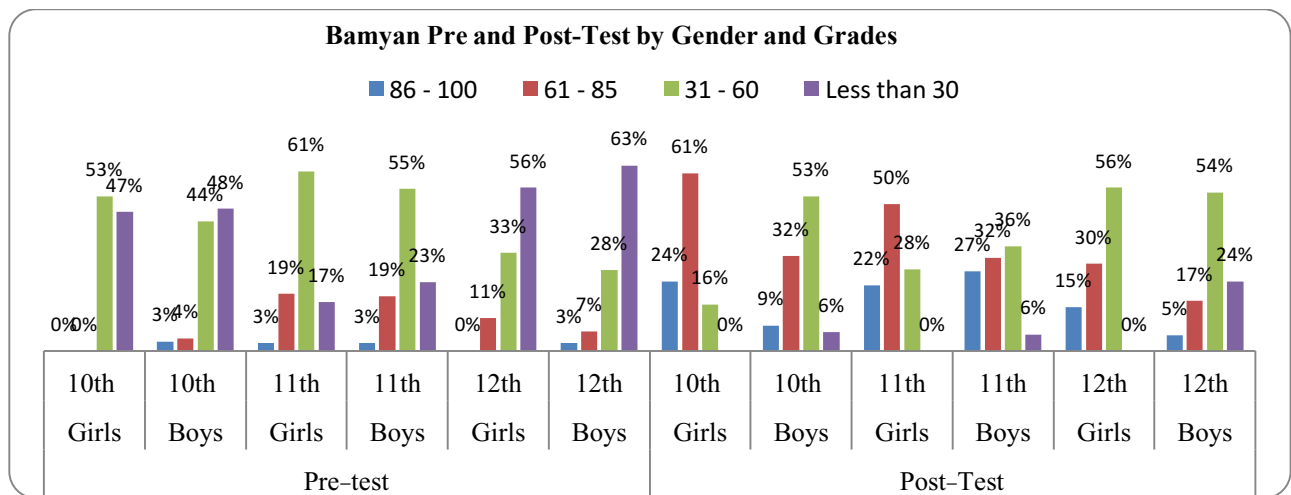
Graph 16 shows the pre-and post-tests results of Bamyan Province students according to gender and grades as percentages.

**Grade 10:** On the pre-test none of the girls and 3% of the boys scored 86 to 100. Again none of the girls and 4% of the boys scored from 61 to 85, 53% of the girls and 44% of the boys scored 31-60, and 47% of the girls and 48% of the boys scored less than 30. On the post-test, 24% of the girls and 9% of the boys scored 86 to 100. While 61% of the girls and 32% of the boys scored 61 to 85, and 16% of the girls and 28% of the boys scored 31-60. Only 6% of the boys scored less than 30. This year too the results show the girls knowledge increased more than of the boys.

**Grade 11:** On the pre-test 3% of the girls and also 3% of the boys' scored 86 to 100. 19% of the girls and 19% of the boys scored 61 to 85, 61% of the girls and 55% of the boys scored 31 to 60. And 17% of the girls and 23% of the boys scored less than 30. On the post-test 22% of the girls and 27% of the boys scored 86 to 100, 50% of the girls and 32% of the boys scored 61 to 85, and 28% of the girls and 36% of the boys scored 31 to 60. Only 6% of the boys scored less than 30. Similarly, the Grade 11 results are also show the Tashabos knowledge of the both gender increased.

**Grade 12:** None of the girls and 3% of the boys on the pre-test scored 86 to 100, while 11% of the girls and 7% of the boys received scores between 61-85 and 33% of the girls, 28% of the boys scored 31-60 and 56% of the girls and 63% of the boys scored less than 30. On the post-test 15% of the girls and 5% of the boys scored 86 to 100, 30% of the girls and 17% of the boys scored 61 to 85, 56% of the girls and 54% of the boys scored 31-60 and none of the girls and 24% of the boys scored less than 30. These results show the girls' Tashabos knowledge on the post-test was high.

**Graph 16: Bamyan Schools Pre-Test Results by Gender and Grades**



**NANGARHAR PROVINCE SCHOOLS PRE- AND POST-TEST RESULTS**

Following the combined pre- and post-test analysis by province, TEO analyzed the Nangarhar pre- and post-tests in general, by gender and by grades, to measure the students' Tashabos knowledge increase.

**GENERAL ANALYSIS OF NANGARHAR SCHOOLS PRE- AND POST-TEST RESULTS**

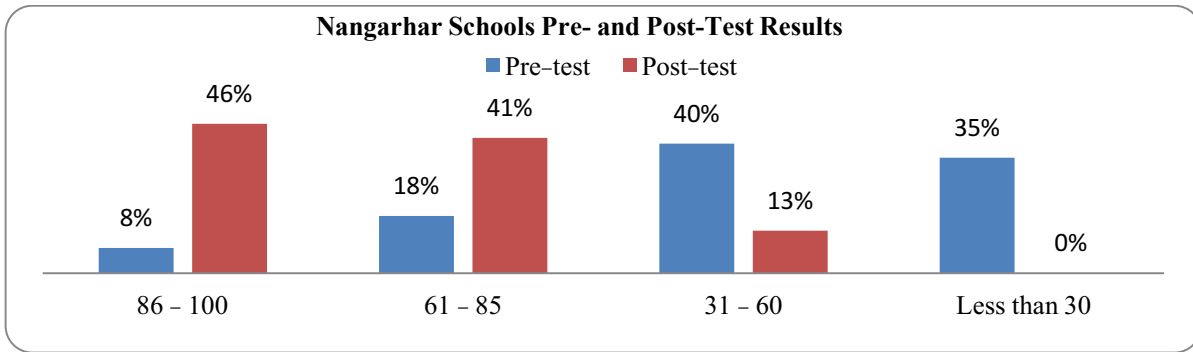
The total number of Tashabos students in Nangarhar is 3,810. Among these students 627 Grades 10, 11 and 12 students took the pre-and post-tests before and after learning the Tashabos subject to assess the increase in their Tashabos knowledge. Table 5 and Graph 17 show the details.

**Table 5: General Analysis of Nangarhar Schools Pre- and Post-Test Result**

Total Number of Classes	Total Number of Students	Observed Students	Pre-Test Scores				Post-Tests Scores			
			86 - 100	61 - 85	31 - 60	Less than 30	86 - 100	61 - 85	31 - 60	Less than 30
80	3,810	627	26	71	226	304	234	286	107	0

Graph 17 shows the percentages of the pre- and post-tests results for all Nangarhar Grades 10, 11 and 12 students. On the pre-test 8% and on post-test 46% of the students scored 86 to 100, 18% on the pre-test and 41% on the post-test scored 61 to 85, 40% on the pre-test and 13% on the post-test scored 31 to 60, and 35% on the pre-test and none on the post-test scored less than 30. The results show that on the pre-test the majority of students had limited Tashabos knowledge, while on post-test the majority scored in high ranges; their Tashabos knowledge had increased. This year students' knowledge on the post-test increased relatively higher than last year.

**Graph 17: General Analysis of Nangarhar Schools Pre- and Post-Test Results**



**NANGARHAR SCHOOLS PRE- AND POST-TEST RESULTS BY GRADES**

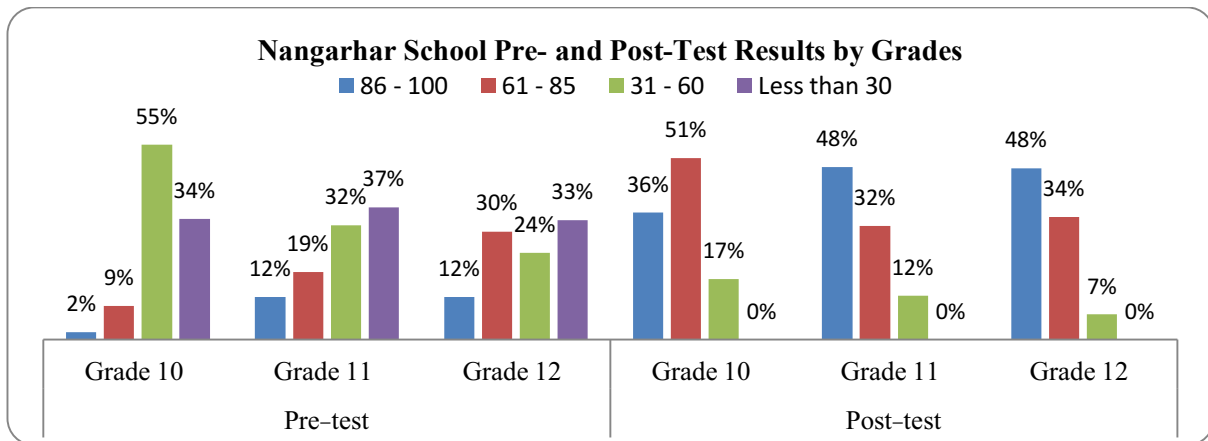
TEO analyzed the Nangarhar pre-and post-tests results by grade to determine the increase in the Tashabos knowledge level of the Grades 10, 11 and 12 students. Graph 18 shows the details.

**Grade 10:** On the pre-test 2% of the Grade 10 students scored 86 to 100, 9% scored 61 to 85, 55% scored 31 to 60, and 34% scored less than 30. On the post-test 36% scored 86 to 100, 51% scored 61-85, 17% scored 31-60 and none scored less than 30. The results show that on the pre-test a high percentage of Grade 10 students received scores in the lower ranges, while on the post-test their Tashabos knowledge increased and a high percentage of the scores were in the highest and higher ranges of 86 to 100 and 61 to 85.

**Grade 11:** In Grade 11, on the pre-test 12% students scored 86 to 100, 19% scored 61 to 85, 32% scored 31 to 60 and 37% scored less than 30. On the post-test 48% students scored 86-100, 32% scored 61 to 85, 12% scored of 31 to 60 and none scored less than 30. The results show a high increase in the Grade 11 students' Tashabos knowledge and their knowledge increased more than the Grade 10 students.

**Grade 12:** Among Grade 12 students on the pre-test 12% of the students scored 86 to 100, 30% scored 61 to 85, 24% scored 31 to 60, and 33% scored less than 30. On the post-test 48% of the students scored 86 to 100, 34% scored 61-85, 7% scored 31-60 and none scored less than 30. The results show an increase in the students' Tashabos knowledge. The Grade 12 student knowledge is also higher than those in Grades 10. In general, more than half of the students scored in the highest ranges. Comparing to the last year, the students' knowledge is relatively lower this year than last year.

**Graph 18: Nangarhar Schools Pre- and Post-Test Results by Grades**

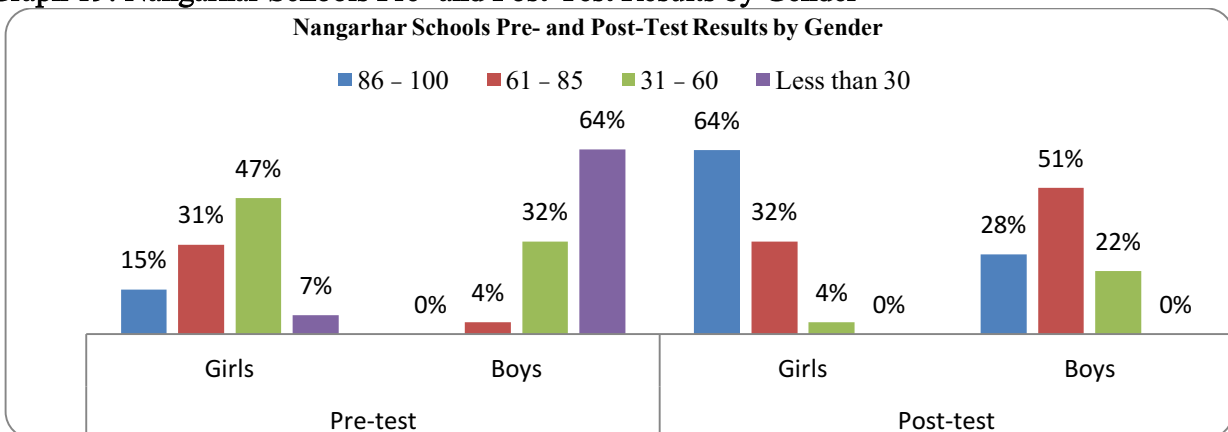


**NANGARHAR SCHOOLS PRE-TEST RESULTS BY GENDER**

To gauge the difference in the increase of knowledge between the girl and boy students, TEO analyzed the students' pre- and post-test results by gender. Graph 19 shows these results.

In the pre-test 15% girls scored 86 to 100, while 64% on the post-test scored 86 to 100. Similarly, among the boys none on the pre-test and 28% on the post-test scored 86 to 100. On the pre-test 31% of the girls and 32% on the post-test scored 61 to 85; and 4% of the boys on the pre-test and 51% on the post-test scored 61 to 85. On the pre-test 47% and on the post-test 4% of the girls scored 31 to 60 and among the boys 32% on the pre-test and 22% on the post-test scored 31 to 60. And 7% of the girls on the pre-test and none on the post-test scored less than 30. Sixty-four percent of the boys on the pre-test and none on the post-test scored less than 30. These results are competitive and show the girls' Tashabos knowledge is much higher than the boys'.

**Graph 19: Nangarhar Schools Pre- and Post-Test Results by Gender**



## **NANGARHAR SCHOOLS PRE- AND POST-TEST RESULTS BY GENDER AND GRADES**

To evaluate the difference in the increase of knowledge by the Grades 10, 11 and 12 students, TEO analyzed the pre- and post-test results by gender and grades shown in Graphs 20.

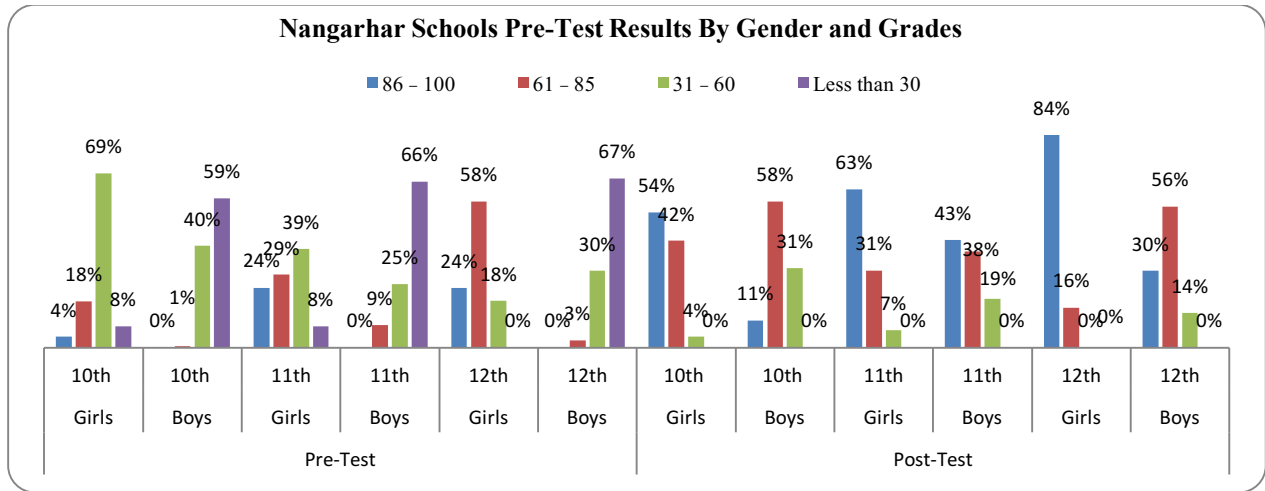
**Grade 10:** On the pre-test 4% Grade 10 of the girls and no boys scored 86 to 100. Also on the pre-test 18% of the girls scored 61 to 85 and only 1% of the boys scored 61 to 85. Scores of 31 to 60 on the pre-test were achieved by 69% of the girls and 40% of the boys, and 8% of the girls and 59% of the boys scored less than 30. These results show that among Grade 10 students, the girls' pre-test Tashabos knowledge in the last two years was higher than the boys'. On the Grade 10 post-test, 54% of the girls and 11% of the boys scored 86 to 100, 42% of the girls and 58% of the boys scored 61 to 85, 4% of the girls and 31% of the boys scored 31 to 60, and none of the students scored less than 30. Similarly, the post-test results show the girls' knowledge was much higher than the girls'.

**Grade 11:** Twenty-four percent of the Grade 11 girls and none of the boys scored 86 to 100 on the pre-test. However, 29% of the girls' and 9% of the boys scored 61 to 85, 39% of the girls and 25% of the boys scored 31 to 60 and 8% of the girls and 66% of the boys scored less than 30. Similar to the last two years the Grade 11 girls began the year with a higher Tashabos knowledge than the boys'. On the post-test 63% of the girls and 43% of the boys scored 86 to 100, 31% of the girls and 38% of the boys scored 61 to 85, 7% of the girls and 19% of the boys scored 31 to 60. None of the students received scores less than 30. This shows the girls and boys' knowledge is tremendously increased, while the girls' knowledge is much higher than of the boys.

**Grade 12:** On the pre-test 24% of the girls and none of the boys scored 86 to 100, 58% of the girls and 3% of the boys scored 61 to 85, 18% of the girls and 30% of the boys scored 31-60, and none of the girls and 67% of the boys scored less than 30. On the post-test 84% of the girls and 30% of the boys scored 86 to 100, 16% of the girls and 56% of the boys scored 61 to 85, none of the girls and 14% of the boys scored 31 to 60, and none of the students scored less than 30. The results show the girls' Tashabos knowledge is extremely higher than the boys'. In general, the Grades 11 Tashabos knowledge increased in systematic manner this year.

In Nangarhar, as before, the girls' knowledge in all Grades 10, 11 and 12 increased much more than of the boys this year and the year before.

**Graph 20: Nangarhar Schools Pre-Test Results by Gender and Grades**



**TEO BACKGROUND**

A youth focused organization, TEO grew out of Center for International Private Enterprises (CIPE) projects to promote entrepreneurship, responsible citizenship and leadership, good governance and lessons in market economy, and facilitates networking to high school students in Grades 10, 11 and 12. The over 35,000 students in the program, includes girls (51%) and boys (49%) graduating around 10,000 students annually.

A survey of 400 Tashabos students showed that Tashabos helped 69% of them initiate a new business. Among the remaining 31%, 85% of them mentioned utilizing Tashabos knowledge in initiating a business in the future. The subject assisted more than half of the student respondents expand their family businesses due solely to the students' acquaintance with business principles. After studying Tashabos, 79% of the students witnessed a change in their communications, relationships, networking, leadership, decision-making, planning and executing planning, and support skills.

National Endowment for Democracy (NED) funded, TEO teaches youth the skills to become entrepreneurs through educational activities, including training on market based economies, fighting poverty and corruption, and the promotion of governance and ethical business practices. As indigenous, nongovernmental organization registered with the Ministry of Economy. TEO is member of the Agency Coordinating Body for Afghan Relief (ACBAR). TEO has a collaborative Memorandums of Understanding with the Ministries of Education, Women's Affairs (MoWA), Afghanistan Chamber of Commerce and Industries and Afghanistan Women's Chamber of Commerce and Industries.

TEO is a model national organization. Tashabos a self reliance program enables youth to rely on their own rather joining drug addicts, city criminal gangs and/or armed opposition groups. The Tashabos program is adaptable to need and requirement of any potential beneficiaries.